

Irish Bulletin of Vehicle and Driver Statistics

Ráiteas Staidrimh na hÉireann maidir le Feithiclí agus Tiománaithe



2016



**An Roinn Iompair
Turasóireachta agus Spóirt**
Department of Transport, Tourism and Sport



Irish Bulletin of
VEHICLE AND DRIVER STATISTICS
2016

Ráiteas Staidrimh na hÉireann
MAIDIR LE FEITHICLÍ AGUS TIOMÁNAITHE
2016

Copies available from
Dept. of Transport, Tourism and Sport website:

www.dttas.ie

Cóipeanna ar fail ó
shuíomh gréasáin na
Roinne Iompair Turasóireachta agus Spóirt:

When statistics from this Bulletin are
used or published the source should be
acknowledged.

Ba choir aitheantas a thabhairt don
fhoinse seo má úsáidtear nó má
fhoilsítear staidrimh ón Ráiteas seo.



An Roinn Iompair
Turasóireachta agus Spóirt

Department of Transport, Tourism and Sport

Contents

Introduction	Page
Key Statistics	1 - 2
Section 1: Mechanically propelled Vehicles under Current Licence on 31st December, 2016	
Vehicle Statistics 1990 - 2016	3
Number of Mechanically Propelled Vehicles by Taxation Class	4
Number of Private Cars by Engine Capacity & CO ₂ Emissions	5
Number of Goods Vehicles by Unladen Weight	6
Number of Private Cars by Engine Capacity in each Licensing Authority area	7
Number of Private Cars by CO ₂ Emission Band in each Licensing Authority area	8
Number of Goods Vehicles by Unladen Weight in each Licensing Authority area	9
Number of Tractors by Taxation Class in each Licensing Authority area	10
Number of Motor Cycles by Engine Capacity in each Licensing Authority area	11
Number of Exempt, Public Service and other Vehicles in each Licensing Authority area	12
Number of Private Cars by Make	13
Number of Private Cars by Make in each Licensing Authority area	14 - 16
Number of Goods Vehicles by Make in each Licensing Authority area	17 - 18
Number of Tractors by Make in each Licensing Authority area	19 - 20
Number of Motor Cycles by Make in each Licensing Authority area	21 - 22
Number of Vehicles by Taxation Class and Type of Fuel	23
Age of Private Cars by Engine Capacity and CO ₂ Emissions	24
Age of Goods Vehicles	25
Section 2: New Vehicles first Licensed in 2016	
Number of New Vehicles Licensed in 2016 broken down by Taxation Class	26
New Private Cars by Make Licensed in 2016	27
Number of New Vehicles Licensed in 2016 by Taxation Class and Type of Fuel	28
Number of New Private Cars Licensed in 2016 by CO ₂ Emission Band and Type of Fuel	29
Number of Vehicles Licensed for the first time 2006 - 2016 by Taxation Class	30
Number of Vehicles Licensed for the first time 2006 - 2016 in each Licensing Authority area	31
Section 3: Driving Licences current on 31st December, 2016	
Driving Licences by Type in each Licensing Authority area	32
Figures:	
Vehicle Statistics 1990 - 2016	3
Mechanically Propelled Vehicles under Current Licence	4
National Vehicle Fleet by Type of Fuel	23
Age of Private Cars	24
Age of Goods Vehicles	25
New Vehicles Licensed in 2016 by Taxation Class	26

Clár

Réamhrá

leathanach

Príomhstaidrimh

1 - 2

Cuid 1: Feithiclí Inneallghluaiste faoi Cheadúnas Reatha amhail an 31 Nollaig, 2016

Staidrimh Feithiclí 1990 - 2016	3
An Líon Feithiclí Inneallghluaiste de réir Aicme Cánachais	4
An Líon Carranna Príobháideacha de réir Toilleadh Innill & Astaíochta CO ₂	5
An Líon Feithiclí Earraí de réir Meáchain gan Ualach	6
An Líon Carranna Príobháideacha de réir Toilleadh Innill i ngach Ceantar Údaráis Cheadúnaithe	7
An Líon Carranna Príobháideacha de réir Astaíochta CO ₂ Banda i ngach Ceantar Údaráis Cheadúnaithe	8
An Líon Feithiclí Earraí de réir Meáchain gan Ualach i ngach Ceantar Údaráis Cheadúnaithe	9
An Líon Tarracóirí de réir Aicme Cánachais i ngach Ceantar Údaráis Cheadúnaithe	10
An Líon Gluaisrothair de réir Toilleadh Innill i ngach Ceantar Údaráis Cheadúnaithe	11
An Líon Feithiclí Díolmhaithe, Seirbhíse Poiblí agus Eile i ngach Ceantar Údaráis Cheadúnaithe.	12
An Líon Carranna Príobháideacha de réir Déanaimh	13
An Líon Carranna Príobháideacha de réir Déanaimh i ngach Ceantar Údaráis Cheadúnaithe	14 - 16
An Líon Feithiclí Earraí de réir Déanaimh i ngach ceantar Údaráis Cheadúnaithe	17 - 18
An Líon Tarracóirí de réir Déanaimh i ngach ceantar Údaráis Cheadúnaithe	19 - 20
An Líon Gluaisrothair de réir Déanaimh i ngach ceantar Údaráis Cheadúnaithe	21 - 22
An Líon Feithiclí de réir Aicme Cánachais agus Cineál Breosla	23
Aois Carranna Príobháideacha de réir Toilleadh Innill & Astaíochta CO ₂	24
Aois Feithiclí Earraí	25

Cuid 2: Feithiclí Nua a Ceadúnú ar dtús i 2016

An Líon Feithiclí Nua a Ceadúnú i 2016 briste síos de réir Aicme Cánachais Carranna Príobháideacha Nua de réir Déanaimh a Ceadúnú i 2016	26
An Líon Feithiclí Nua a Ceadúnú i 2016 de réir Aicme Cánachais agus Cineál Breosla	27
An Líon Carranna Príobháideacha a Ceadúnú i 2016 de réir Astaíochta CO ₂ Banda agus Cineál Breosla	28
An Líon Feithiclí a Ceadúnú don chéad uair 2006 - 2016 de réir Aicme Cánachais	29
An Líon Feithiclí a Ceadúnú don chéad uair 2006 - 2016 i ngach ceantar Údaráis Cheadúnaithe	30
	31

Cuid 3: Ceadúnais Tiomána reatha amhail an 31ú Nollaig, 2016

Ceadúnais Tiomána de réir Cineáil i ngach ceantar Údaráis Cheadúnaithe	32
--	----

Figiúirí:

Staidrimh Feithicle 1990 - 2016	3
Feithiclí Inneallghluaiste faoi Cheadúnas Reatha	4
Flít Feithiclí Náisiúnta de réir Cineál Breosla	23
Aois Carranna Príobháideacha	24
Aois Feithiclí Earraí	25
Feithiclí Nua Ceadúnaithe i 2016 de réir Aicme Cánachais	26

Irish Bulletin of

VEHICLE AND DRIVER STATISTICS

2016

INTRODUCTION

This bulletin contains a broad range of statistical tables covering:

- The size, composition, age and fuel type of licensed vehicles
- New and imported used vehicles licensed for the first time.
- Driver licensing.

The bulletin shows mainly that:

- The total number of licensed (taxed) vehicles recorded on Irish roads at the 31st December 2016 is 2,624,958. This represents an increase of 54,664 vehicles (2.13%) on the previous year. The main components of the vehicle fleet include 2,026,977 private cars, 342,259 goods vehicles, 79,871 agricultural tractors and 38,023 motorcycles [Table 2].
- In the passenger car category, the number of vehicles at 2,026,977 represents an increase from 1,985,130 in the previous year (2.11% increase) [Table 2].
- A total of 1,000,488 passenger cars are now taxed based on their Co2 emissions rating. This represents an increase of 185,584 (22.71%) units on the previous year figures and the CO2 based vehicles now represents 49.4% of the overall passenger car fleet. There are 84.56% of vehicles based in the 'A' and 'B' CO2 bands less than 141 g/km [Table 3].
- A total of 181,293 new vehicles were licensed, an increase of 27,443 (17.83%) on the previous year figure [Table 16]. 89,603 imported used vehicles were licensed in 2016, an increase of 26,086 (41.62%), on the 2015 figure.
- 42% of vehicles use petrol while 56.93% operate on diesel [Table 13].
- 78% of private cars are 4 years old and over while 66.9% are 6 years old and over [Table 14]. In 2010, 75% of private cars were 4 years old and over while 56% of private cars were 6 years old and over.
- 75.91% of goods vehicles are 4 years old and over while 68.25% are 6 years old and over [Table 15].
- There were 2.82 million current driving licences at 31st December 2016. 91.1% held full licenses. There were 249,657 Learner Permits, an increase of 9,215 on the 2015 figure [Table 21].

Bileog Nuachta Na hÉireann

Maidir le **STAITISTICÍ FEITHICILE** agus

TIOMÁNAÍ

2016

Réamhrá

Tá raon leathan de tháblaí staitistiúla sa bhileog nuachta seo trína bhfólaítear:

- Méid, comhdhéanamh, aois agus cineál breosla feithicilí ceadúnaithe
- Feithicilí nua agus athlámhe allmhairithe a ceadúnaíodh den chéad uair.
- Ceadúnú tiománaí

Léirítear go príomha sa bhileog nuachta:

- Is e an líon iomlán na nceadúnaithe (cáin a ghearradh) feithicilí a taifeadadh ar bhóithre na hÉireann ag an 31ú Nollaig 2016 na 2,624,958. B'ionann sin agus méadú de 54,664 fheithicil (2.13%) ar líon na bliana roimhe. Cuimsítear mar chomhchodanna príomha d'áireamh na bhfeithicilí: 2,026,977 gcarr phríobháideacha, 342,259 bhfeithicil earraí, 79,871 tharracóir talmhaíochta agus 38,023 ghluaisrothar [Tábla 2].
- Sa chatagóir carr paisinéara b'ionann líon na bhfeithicilí, 2,026,977. agus méadú ón 1,985,130 sa bhliain roimhe sin (ardú de 2.11%) [Tábla 2].
- Go ngearrtar cáin anois ar 1,000,488 charr paisinéara bunaithe ar an ráta astaithe CO₂ a bhaineann leo. Is ionann sin agus méadú de 185,584 (22.71%) aonad ar fhiigiúirí na bliana roimhe agus is ionann anois líon na bhfeithicilí a ngearrtar cáin orthu bunaithe ar an ráta astaithe CO₂ agus 49.4%% de líon iomlán na ngcarranna paisinéara. Go bhfuil 84.56% de na feithicilí sna bannaí 'A' agus 'B' maidir le hastuithe CO₂, i.e. níos lú ná 141 g/km [Tábla 3].
- Gur ceadúnaíodh 181,293 fheithicil nua, méadú de 27,443 (17.83%) ar fhiigiúr na bliana roimhe [Tábla 16]. Ceadúnaíodh 89,603 bhfeithicil athlámhe allmhairithe in 2016, méadú de 26,086 (41.62%), ar an bhfiigiúr in 20153.
- Baineann 42% de na feithicilí úsáid as peitreal agus oibríonn 56.93% ar díosail [Tábla 13].
- Go raibh 78% de na carranna príobháideacha 4 bliana d'aois agus níos mó agus go raibh 66.9% díobh 6 bliana d'aois agus níos mó [Tábla 14]. In 2010; bhí 75% de na carranna príobháideacha 4 bliana d'aois agus níos mó agus bhí 56% de na carranna príobháideacha 6 bliana d'aois agus níos mó.
- Go bhfuil 75.91% de na feithicilí earraí 4 bliana d'aois agus níos mó agus go bhfuil 68.25% díobh 6 bliana d'aois agus níos mó [Tábla 15].
- Go raibh 2.82 milliún ceadúnas tiomána reatha i bhfeidhm an 31 Nollaig 2016. Orthusan a raibh ceadúnas tiomána reatha acu bhí ceadúnais iomlána ag 91.1% acu agus ceadanna foghlaimeora ag an gcuid eile [Tábla 21].

Key Statistics

1 No. of Mechanically Propelled Vehicles by Taxation Class (at 31st December, 2016).

Year	Private Cars	Goods Vehicles	Agricultural Tractors etc.	Motor Cycles	Others	Total
1985	709,546	93,369	68,552	26,025	17,266	914,758
1990	796,408	143,166	72,814	22,744	19,127	1,054,259
1995	990,384	141,785	77,925	23,452	28,957	1,262,503
2000	1,319,250	205,575	73,806	30,638	52,952	1,682,221
2005	1,662,157	286,548	76,307	34,300	79,368	2,138,680
2010	1,872,715	327,096	71,457	38,145	106,974	2,416,387
2014	1,943,868	317,378	94,669	36,573	122,834	2,515,322
2016	2,026,977	342,259	89,482	38,023	128,217	2,624,958

2 No. of Vehicles by Type of Fuel (at 31st December, 2016).

Petrol	1,104,215	42.07%
Diesel	1,494,555	56.94%
Petrol and Electric	14,298	0.54%
Petrol and Ethanol	9,134	0.35%
Electric	1,825	0.07%
Others	<u>931</u>	<u>0.04%</u>
Total	2,624,958	100%

3 Age of Vehicles (at 31st December, 2016).

	Private Cars	Goods Vehicles
4 Years old and over	1,581,244 (78.00%)	259,811 (75.91%)
6 Years old and over	1,356,305 (66.91%)	233,619 (68.25%)

4 New Vehicles - First Licensed (year ending 31st December).

	2016	2015	Change
Private Cars	141,931	121,110	17.19%
Goods Vehicles	28,051	22,939	22.28%
Agricultural Tractors etc.	1,934	1,986	2.62%
Motor Cycles	1,546	1,224	24.28%
Others	<u>7,831</u>	<u>6,571</u>	<u>19.18%</u>
Total	181,293	153,830	17.85%

5 Driving Licensing.

(a) Classification of Licences (year ending 31st December)

	2016	2012
Full	2,570,871 (91.15%)	2,413,936 (90.36%)
Learner Permit	<u>249,657 (8.85%)</u>	<u>257,334 (9.64%)</u>
Total	2,820,528 (100%)	2,671,270 (100%)

Príomhstaidrimh

1 An Líon Feithiclí Ineallghluaiste de réir Aicme Canachais (amhail an 31ú Nollaig, 2016).

Bliain	Carranna Príobháideacha	Feithiclí Earraí	Tarracóirí Taimhaíochta etc..	Gluaisrothair	Eile	Iomlán
1985	709,546	93,369	68,552	26,025	17,266	914,758
1990	796,408	143,166	72,814	22,744	19,127	1,054,259
1995	990,384	141,785	77,925	23,452	28,957	1,262,503
2000	1,319,250	205,575	73,806	30,638	52,952	1,682,221
2005	1,662,157	286,548	76,307	34,300	79,368	2,138,680
2010	1,872,715	327,096	71,457	38,145	106,974	2,416,387
2014	1,943,868	317,378	94,669	36,573	122,834	2,515,322
2016	2,026,977	342,259	89,482	38,023	128,217	2,624,958

2 An Líon Feithiclí de réir Cineál breisíochta (amhail an 31ú Nollaig, 2016).

Peitreal	1,104,215	42.07%
Díosal	1,494,555	56.94%
Peitreal agus Leictreach	14,298	0.54%
Peitreal agus Eatánal	9,134	0.35%
Electric	1,825	0.07%
Eile	931	0.04%
Iomlán	2,624,958	100%

3 Aois Feithiclí (amhail an 31ú Nollaig, 2016).

	Carranna Priobháideacha	Feithiclí Earraí
4 bliana d'aois agus níos mó	1,581,244 (78.00%)	259,711 (75.91%)
6 bliana d'aois agus níos mó	1,356,305 (66.91%)	233,619 (68.25%)

4 Feithiclí Nua - Ceadúnaithe do chéad uair (bliain dár chríoch 31ú Nollaig).

	2016	2015	Athrú
Carranna Priobháideacha	141,931	121,110	17.19%
Feithiclí Earraí	28,051	22,939	22.28%
Tarracóirí Talmhaíochta etc.	1,934	1,986	2.62%
Gluaisrothair	1,546	1,224	24.28%
Eile	7,831	6,571	19.18%
Iomlán	181,293	153,830	17.85%

5 Ceadúnú Tiomána

(a) Rangú Ceadúnais (bliain dár chríoch 31ú Nollaig).

	2016	2012
Iomlán	2,570,871 (91.15%)	2,413,936 (90.36%)
Ceadúnas Foghlaimeora	249,657 (8.85%)	257,334 (9.64%)
Iomlán	2,820,528(100%)	2,671,270 (100%)

Section 1

Mechanically Propelled Vehicles under Current Licence / Feithiclé Inneallghluaiste faoi Cheadúnas Reatha.

Table 1. Vehicle Statistics 1990 - 2016. / Tablá 1. Staidrimh Feithiclé 1990 - 2016.

Year / Bliain	Private Cars Carranna Priobháideacha	Motor Cycles Gluaisrothair	Goods Vehicles Feithiclé Earraí	Tractors, Excavators, Dumpers, etc. Tarracóirí, Tochtáoirí, Dumpalaithe, etc.	Public Service Vehicles Feithiclé Seirbhíse Poiblí		Exempt Vehicles Feithiclé Díolmhaithe	Others Eile	TOTAL IOMLÁN
					Small / Beag	Large / Mór			
1990	796,408	22,744	143,166	72,814	4,977	4,047	7,255	2,848	1,054,259
1991	836,583	24,652	148,331	75,742	5,363	4,388	7,119	3,367	1,105,545
1992	858,498	24,649	144,798	76,784	5,711	4,557	7,514	3,962	1,126,473
1993	891,027	23,921	135,225	77,115	6,144	4,835	7,874	5,097	1,151,238
1994	939,022	23,632	135,809	77,680	6,925	4,985	8,052	6,168	1,202,273
1995	990,384	23,452	141,785	77,925	8,086	5,282	8,336	7,253	1,262,503
1996	1,057,383	23,847	146,601	78,696	9,219	5,535	8,661	8,674	1,338,616
1997	1,134,429	24,424	158,158	78,405	10,340	5,845	10,336	10,393	1,432,330
1998	1,196,901	24,398	170,866	78,047	11,249	6,096	11,748	11,548	1,510,853
1999	1,269,245	26,677	188,814	75,591	13,076	6,564	12,248	15,941	1,608,156
2000	1,319,250	30,638	205,575	73,806	13,637	6,957	13,864	18,494	1,682,221
2001	1,384,704	32,913	219,510	73,719	16,547	7,084	14,965	20,242	1,769,684
2002	1,447,908	33,147	233,069	73,956	18,252	7,090	16,186	20,438	1,850,046
2003	1,507,106	35,094	251,130	76,425	19,856	7,392	17,185	23,241	1,937,429
2004	1,582,833	34,854	268,082	76,697	20,744	7,430	18,847	26,820	2,036,307
2005	1,662,157	34,300	286,548	76,307	21,888	7,625	20,321	29,534	2,138,680
2006	1,778,861	34,927	318,604	78,520	23,284	7,997	22,117	32,083	2,296,393
2007	1,882,901	37,178	345,874	80,239	26,654	8,451	24,761	35,506	2,441,564
2008	1,924,281	39,409	351,307	79,613	29,053	8,911	26,441	38,553	2,497,568
2009	1,902,429	39,552	343,940	75,318	28,284	8,556	26,954	42,627	2,467,660
2010	1,872,715	38,145	327,096	71,457	26,680	8,245	27,092	44,957	2,416,387
2011	1,887,810	36,582	320,966	71,677	25,129	8,276	27,769	46,947	2,425,156
2012	1,882,550	35,106	309,219	69,961	24,180	8,266	27,455	46,486	2,403,223
2013	1,910,165	36,623	317,849	99,122	22,964	8,488	27,682	59,664	2,482,557
2014	1,943,868	36,573	317,378	94,669	22,373	8,802	28,033	63,626	2,515,322
2015	1,985,130	36,974	330,541	91,882	21,977	9,259	28,936	65,595	2,570,294
2016	2,026,977	38,023	342,259	89,482	21,675	9,841	30,112	66,589	2,624,958

Figure 1. Vehicle Statistics 1990 - 2016
Figúir 1. Staidrimh Feithiclé 1990- 2016

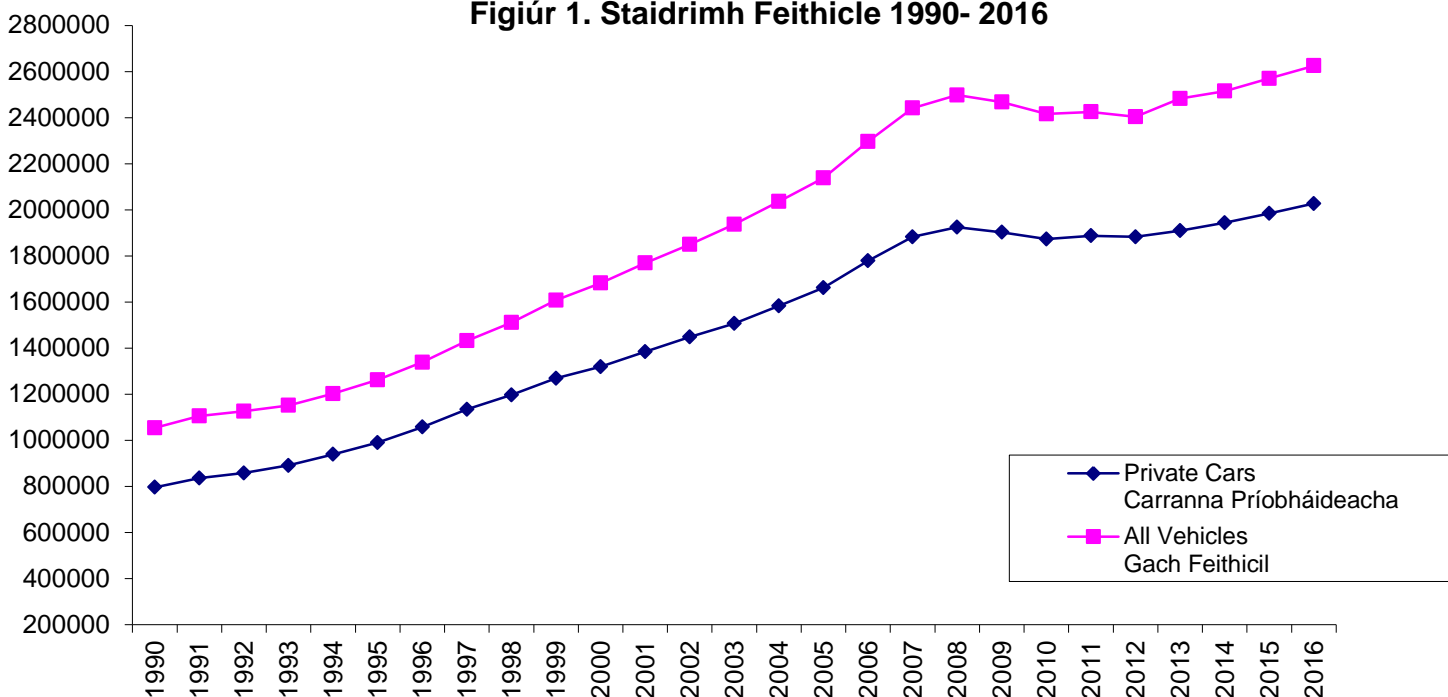


Table 2. Number of Mechanically Propelled Vehicles by Taxation Class at 31st December 2016.
(2015 figures included for comparison purposes).

Tábla 2. An Líon Feithiclí Inneallghluaiste de réir Aicme Cánachais amhail an 31ú Nollaig 2016.
(figiúirí 2015 san áireamh ar mhaithe le comparáid a dhéanamh).

Taxation Class / Aicme Cánachais	2016	2015	Increase or Decrease Ardú nó Ísliú	% Increase or Decrease % Ardú nó Ísliú
Private Cars / Carranna Príobháideacha	2,026,977	1,985,130	41,847	2.11
Goods Vehicles / Feithiclí Earraí	342,259	330,541	11,718	3.55
Agricultural Tractors / Tarracóirí Talmhaíochta	79,871	82,046	-2,175	-2.65
Motorcycles / Gluaisrothair	38,023	36,974	1,049	2.84
Small Public Service Vehicles / Feithiclí Seirbhíse Poiblí Beaga	21,675	21,977	-302	-1.37
Exempt Vehicles / Feithiclí Díolmhaithe	30,112	28,936	1,176	4.06
Vintage Vehicles / Feithiclí Seanré	47,197	46,325	872	1.88
Motor Caravans / Mótarcharbháin	10,575	10,257	318	3.10
Large Public Service Vehicles / Feithiclí Seirbhíse Poiblí Móra	9,841	9,259	582	6.29
Mobile Machines / Meaisíní Soghluaiste	5,372	5,450	-78	-1.43
Excavators, Trench Diggers etc. / Tochtóirí, Tochtóirí Trinsí etc.	6,021	6,084	-63	-1.04
Small Dumpers & Forklift Truck / Dumpálaithe beaga & Trucail Ardaithe	2,738	2,697	41	1.52
General Haulage Tractors / Tarracóirí Iompair Ginearálta	824	1,023	-199	-19.45
Schoolbuses / Busanna Scoile	757	770	-13	-1.69
Hearses / Eileatrain	965	946	19	2.01
Youth/Community Buses / Busanna Óige/Pobail	846	847	-1	-0.12
Island Vehicles / Feithiclí Oileán	877	1,000	-123	-12.30
Off Road Dumpers / Dumpálaithe den Bhóthar	28	32	-4	-12.50
TOTAL / IOMLÁN	2,624,958	2,570,294	54,664	2.13

Figure 2. Mechanically Propelled Vehicles Under Current Licence.
Figúr 2. Feithiclí Inneallghluaiste faoi Cheadúnas Reatha.

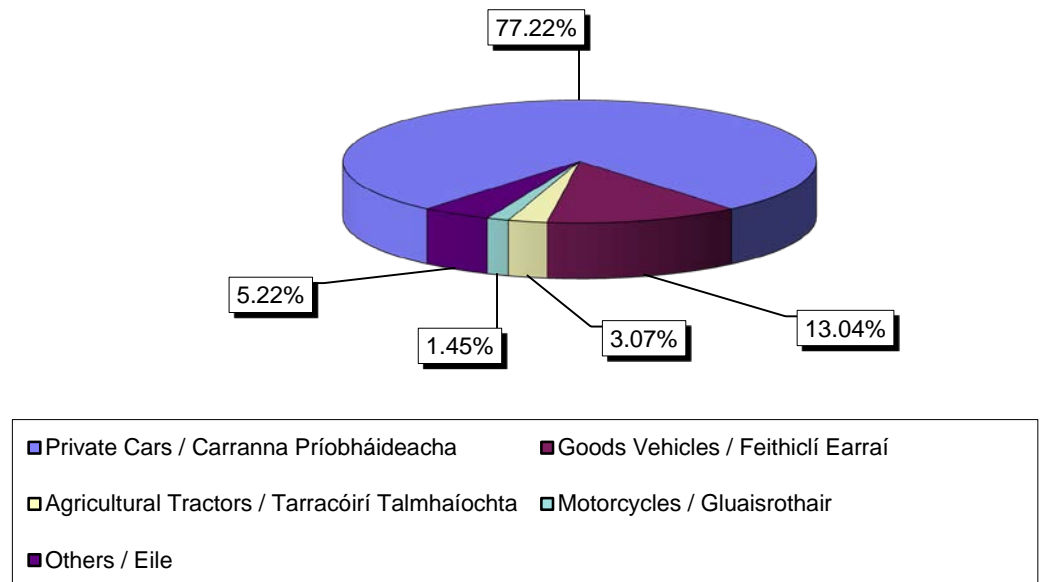


Table 3. Number of Private Cars by Engine Capacity and CO₂ Emissions.

Tábla 3. An Líon Carranna Príobhaideacha de réir Toilleach Innill & Astaíochta CO₂

Basis for Motor Tax/An Bonn Mótarchánach															GRAND TOTAL / IOMLÁN AR FAD
Cubic Centimetres/ Ceintiméadar Ciúbach	Total / Iomlán	CO ₂ Emissions Band*/Astaíochta CO ₂ Banda													
		A0	A1	A2	A3	A4	B1	B2	C	D	E	F	G	Total / Iomlán	
Not exceeding 1000 / Gan Níos mó ná 1000	86,859	1,601	52	11,902	17,487	13,285	4,683	878	0	0	0	0	0	49,888	136,747
1001 to/go dtí 1100	4,639	0	0	0	633	559	313	149	0	0	0	0	0	1,654	6,293
1101 to/go dtí 1200	59,670	0	0	833	9,022	18,751	24,742	21,103	231	35	0	0	0	74,717	134,387
1201 to/go dtí 1300	68,151	0	0	568	4,413	20,549	14,481	16,923	1,086	260	0	0	0	58,280	126,431
1301 to/go dtí 1400	285,508	0	487	6,277	19,177	17,044	25,240	16,881	16,929	5,376	77	0	0	107,488	392,996
1401 to/go dtí 1500	39,652	0	1,554	28,075	15,378	23,854	10,426	22,074	2,468	469	69	2	0	104,369	144,021
1501 to/go dtí 1600	172,675	0	2	36,504	52,858	86,613	21,897	22,775	9,136	4,458	1,774	47	0	236,064	408,739
1601 to/go dtí 1700	4,185	0	0	208	1,378	20,337	1,946	22,424	632	330	6	0	0	47,261	51,446
1701 to/go dtí 1800	60,906	0	397	3,608	23	499	32	6,780	7,533	5,539	998	214	65	25,688	86,594
1801 to/go dtí 1900	84,552	0	1	1	1	1,849	3,541	9,021	7,254	839	224	49	0	22,780	107,332
1901 to/go dtí 2000	108,529	0	292	4,635	14,128	48,671	36,002	56,589	40,003	11,649	3,788	736	5	216,498	325,027
2001 to/go dtí 2100	240	0	0	0	0	0	0	0	0	1	2	0	0	3	243
2101 to/go dtí 2200	13,729	0	0	5	5,000	2,923	3,772	6,604	9,448	2,508	3,806	450	18	34,534	48,263
2201 to/go dtí 2300	4,984	0	0	0	0	5	218	1,765	1,769	1,574	911	49	7	6,298	11,282
2301 to/go dtí 2400	1,993	0	10	0	0	22	9	62	102	125	168	594	2	1,094	3,087
2401 to/go dtí 2500	11,024	0	0	50	675	362	340	2	1	16	70	249	25	1,790	12,814
2501 to/go dtí 2600	878	0	0	0	0	0	0	0	1	0	0	65	0	66	944
2601 to/go dtí 2700	1,418	0	0	0	0	0	0	0	0	70	154	43	8	275	1,693
2701 to/go dtí 2800	2,435	0	0	0	0	0	0	0	0	0	20	305	33	358	2,793
2801 to/go dtí 2900	60	0	0	0	0	0	0	0	0	0	2	7	0	9	69
2901 to/go dtí 3000	9,304	0	32	0	0	8	200	975	1,846	1,914	2,158	2,263	223	9,619	18,923
Exceeding 3001 / Níos mó ná 3001	5,098	0	0	0	0	0	98	432	282	25	147	439	332	1,755	6,853
TOTAL / IOMLÁN	1,026,489	1,601	2,827	92,666	140,173	255,331	147,940	205,437	98,721	35,188	14,374	5,512	718	1,000,488	2,026,977

* CO₂ Emissions values were introduced as a basis for the assessment of motor tax in respect of all Private Cars registered after 1st July 2008.

* Tugadh luachanna Astuithe CO₂ isteach mar bhunús don mheasúnú ar mhótarcháin I leith gach carr príobháideach a cláraíodh tar éis 1 Iúil 2008.

Table 4. Number of Goods Vehicles by Unladen Weight.
Tábla 4. An Líon Feithiclí Earraí de réir Meáchain gan Ualach.

Unladen Weight (Kilograms)/Meáchan gan Ualach (Cileagram)	Number used for carriage of goods for hire or reward 2	An líon a húsáideadh chun earraí a iompar ar cíos nó ar son luach saothair 2	Number used for carriage of licencee's goods only 3	An líon a húsáideadh chun earraí a iompar don cheadúnaí amháin 3	Total Number of Goods Vehicles (Total of Columns 2 & 3)	An líon iomlán Feithiclí Earraí (Iomlán Colúin 2 & 3)
Not Exceeding 610/Gan níos mó ná 610	64		1,464		1,528	
611 to/go dtí 813	1		87		88	
814 to/go dtí 1016	35		974		1,009	
1017 to/go dtí 1270	1,197		34,435		35,632	
1271 to/go dtí 1524	2,067		61,609		63,676	
1525 to/go dtí 1778	1,703		46,549		48,252	
1779 to/go dtí 2032	2,990		83,457		86,447	
2033 to/go dtí 2286	1,370		41,243		42,613	
2287 to/go dtí 2540	700		16,126		16,826	
2541 to/go dtí 2794	317		5,926		6,243	
2795 to/go dtí 3048	165		2,626		2,791	
3049 to/go dtí 3302	62		912		974	
3303 to/go dtí 3556	59		890		949	
3557 to/go dtí 3810	98		855		953	
3811 to/go dtí 4064	77		883		960	
4065 to/go dtí 5080	368		2,807		3,175	
5081 to/go dtí 6096	335		1,945		2,280	
6097 to/go dtí 7112	233		1,320		1,553	
7113 to/go dtí 8128	355		1,810		2,165	
8129 to/go dtí 9144	434		2,235		2,669	
9145 to/go dtí 10160	403		1,692		2,095	
10161 to/go dtí 11176	554		2,134		2,688	
11177 to/go dtí 12192	1,027		3,075		4,102	
12193 to/go dtí 13208	835		2,879		3,714	
13209 to/go dtí 14224	773		2,389		3,162	
14225 to/go dtí 15240	637		1,833		2,470	
Exceeding 15241/Níos mó ná 15241	719		2,448		3,167	
Sub-Total / Fo-iomlán	17,578		324,603		342,181	
Electrically Propelled / Leictreachas ghluaiste	0		7		7	
not exceeding 1270 kilos / gan níos mó ná 1270	2		69		71	
exceeding 1270 kilos / níos mó ná 1270						
TOTAL / IOMLÁN	17,580		324,679		342,259	

Table 5. Number of Private Cars by Engine Capacity in each Licensing Authority Area.

Tábla 5. An Líon Carranna Príobhaideacha de réir toilleach lill i ngach Ceantar Údaráis Cheadúnaithe.

Licensing Authority / Údarás Cheadúnaithe	ENGINE CAPACITY (CUBIC CENTIMETRES)/TOILLEADH INNILL (CENTIMEADAR CIUBACH)														TOTAL / IOMLÁN
	Up to/Go dtí 900	901 - 1000	1001 - 1100	1101 - 1200	1201 - 1300	1301 - 1400	1401 - 1500	1501 - 1600	1601 - 1700	1701 - 1800	1801 - 1900	1901 - 2000	2001 - 2500	2501 and over/agus níos mó	
CARLOW / CEATHARLACH	22	1,091	54	873	885	3,842	528	2,169	47	647	1,827	1,586	387	183	14,141
CAVAN / AN CABHÁN	23	1,094	43	783	868	3,860	685	2,103	97	652	1,908	1,650	426	165	14,357
CLARE / AN CLÁR	28	2,219	121	1,270	1,620	8,527	1,275	5,242	83	1,448	2,507	2,822	843	315	28,320
*CORK / CORCAIGH	176	10,617	460	6,845	9,264	38,700	3,420	21,555	358	7,170	9,026	12,743	3,261	1,723	125,318
DONEGAL / DÚN NA nGALL	38	2,271	168	1,618	1,819	8,275	964	4,347	339	1,080	3,884	3,499	691	282	29,275
**DUBLIN / BAILE ÁTHA CLIATH	522	24,406	1,366	17,043	19,867	69,749	10,298	49,074	997	21,459	10,419	26,948	9,302	7,980	269,430
*GALWAY / GAILLIMH	63	4,071	259	2,535	2,987	16,628	2,202	9,147	258	3,073	6,111	6,133	1,716	859	56,042
KERRY / CIARRAÍ	48	2,853	115	1,879	2,370	11,368	1,755	6,910	129	1,975	3,576	3,673	1,051	460	38,162
KILDARE / CILL DARA	50	3,996	197	3,453	3,044	12,774	1,845	8,157	138	3,083	3,571	5,352	1,690	1,053	48,403
KILKENNY / CILL CHAINNIGH	32	1,751	126	1,239	1,285	5,907	953	3,304	67	985	2,117	2,339	732	296	21,133
LAOIS / LAOIS	18	1,330	73	878	1,032	4,352	734	2,527	84	791	2,116	1,986	593	209	16,723
LEITRIM / LIATROIM	8	539	42	376	413	1,711	250	899	50	243	1,176	720	162	67	6,656
*LIMERICK / LUIMNEACH	54	3,996	231	2,230	2,916	13,916	1,805	8,135	164	2,386	3,353	4,418	1,102	539	45,245
LONGFORD / AN LONGFORT	6	668	54	406	457	2,084	387	1,140	45	367	1,311	991	212	77	8,205
LOUTH / LÚ	24	2,002	94	1,655	1,476	6,350	899	3,334	92	1,134	1,992	2,271	659	412	22,394
MAYO / MAIGH EO	26	2,195	77	1,204	1,726	8,709	968	4,754	170	1,407	3,509	3,194	820	355	29,114
MEATH / AN MHÍ	46	2,794	134	2,635	2,308	10,564	1,651	6,553	157	2,400	3,804	4,498	1,451	869	39,864
MONAGHAN / MUINEACHÁN	6	701	60	619	688	2,875	357	1,441	122	459	1,487	1,387	293	142	10,637
OFFALY / UÍBH FHAILÍ	21	1,452	75	903	941	4,467	795	2,693	85	752	1,987	1,895	516	187	16,769
ROSCOMMON / ROS COMÁIN	18	962	65	658	851	3,815	568	1,951	63	563	1,913	1,471	380	121	13,399
SLIGO / SLIGEACH	18	1,264	90	716	907	4,156	546	2,207	95	613	1,610	1,490	364	139	14,215
TIPPERARY COUNTY COUNCIL / COMHAIRLE CONTAE TIOBRAID ÁRANN	50	3,237	164	2,017	2,321	11,257	1,775	6,313	146	1,860	4,070	4,455	1,234	501	39,400
*WATERFORD / PORT LÁIRGE	58	2,411	104	1,714	1,913	8,071	1,069	4,662	73	1,507	2,125	2,613	817	388	27,525
WESTMEATH / AN IARMHÍ	28	1,518	73	1,161	1,179	5,068	940	2,922	90	855	2,748	2,215	581	244	19,622
WEXFORD / LOCH GARMAN	67	2,940	205	2,610	2,509	9,689	1,612	5,421	124	1,679	3,548	4,062	1,160	502	36,128
WICKLOW / CILL MHANTÁIN	81	2,950	189	2,350	2,505	8,794	1,371	5,715	112	2,318	2,857	4,118	1,527	1,125	36,012
TOTAL/IOMLÁN	1,531	85,328	4,639	59,670	68,151	285,508	39,652	172,675	4,185	60,906	84,552	108,529	31,970	19,193	1,026,489

* City and County / Cathrach agus Contae

** City and County including Dun Laoghaire-Rathdown County Council and Fingal County Council / Cathrach agus Contae áirítear Comhairle Contae Dhún Laoghaire-Ráth an Dúin agus Comhairle Contae Fhine Gall

Table 5a. Number of Private Cars by CO₂ Emission Band in each Licensing Authority Area.

Tábla 5a. An Líon Carranna Príobhaideacha de réir Astaíochta CO₂ Banda i ngach Ceantar Údaráis Cheadúnaithe.

Licensing Authority / Údarás Cheadúnaithe	CO ₂ EMISSIONS BAND / ASTAÍOCHTA CO ₂ BANDA													GRAND TOTAL (All Private) / IOMLÁN AR FAD (Gach Príobhaideacha)
	A0	A1	A2	A3	A4	B1	B2	C	D	E	F	G	TOTAL (CO ₂) / IOMLÁN (CO ₂)	
CARLOW / CEATHARLACH	15	23	1,314	1,807	3,454	1,914	2,592	1,356	438	171	52	3	13,139	27,280
CAVAN / AN CABHÁN	5	36	1,585	2,245	4,189	2,203	3,208	1,670	480	175	44	2	15,842	30,199
CLARE / AN CLÁR	43	35	2,362	3,584	7,112	3,804	5,593	2,563	914	307	73	5	26,395	54,715
*CORK / CORCAIGH	186	208	11,474	17,221	31,748	19,026	24,894	11,045	4,447	1,572	508	50	122,379	247,697
DONEGAL / DÚN NA nGALL	16	59	2,667	4,464	8,787	4,815	7,468	3,542	1,063	368	94	10	33,353	62,628
**DUBLIN / BAILE ÁTHA CLIATH	552	1,408	23,579	37,410	60,589	39,084	50,820	24,171	10,345	4,689	2,269	387	255,303	524,733
*GALWAY / GAILLIMH	91	144	4,486	6,559	13,575	8,021	11,515	5,909	1,900	716	294	19	53,229	109,271
KERRY / CIARRAÍ	43	46	2,307	3,762	7,866	4,437	6,840	3,139	1,174	414	125	11	30,164	68,326
KILDARE / CILL DARA	121	85	4,583	6,858	12,790	7,095	10,265	5,081	1,661	836	318	36	49,729	98,132
KILKENNY / CILL CHAINNIGH	22	33	2,140	3,046	5,870	2,835	4,251	2,185	657	272	103	12	21,426	42,559
LAOIS / LAOIS	18	25	1,486	2,173	4,266	2,157	3,352	1,748	546	193	50	3	16,017	32,740
LEITRIM / LIATROIM	7	12	670	903	2,023	1,042	1,454	721	174	60	18		7,084	13,740
*LIMERICK / LUIMNEACH	54	72	3,718	5,771	10,675	6,511	8,288	3,914	1,476	545	174	19	41,217	86,462
LONGFORD / AN LONGFORT	4	15	713	1,135	2,263	1,085	1,706	981	234	101	23	2	8,262	16,467
LOUTH / LÚ	30	62	2,826	3,929	7,198	4,006	5,721	2,532	766	298	102	15	27,485	49,879
MAYO / MAIGH EO	18	40	2,269	3,377	7,215	4,079	6,001	3,086	904	325	95	18	27,427	56,541
MEATH / AN MHÍ	97	107	3,845	5,745	10,775	6,044	8,856	4,248	1,474	672	248	25	42,136	82,000
MONAGHAN / MUINEACHÁN	9	13	1,224	1,911	3,708	1,828	3,030	1,579	418	185	46	2	13,953	24,590
OFFALY / UÍBH FHAILÍ	7	37	1,490	2,264	4,077	2,260	3,200	1,647	472	190	54	4	15,702	32,471
ROSCOMMON / ROS COMÁIN	8	26	2,093	3,147	4,813	2,884	3,170	1,508	407	158	58	6	18,278	31,677
SLIGO / SLIGEACH	8	42	1,149	1,734	3,744	1,987	2,875	1,487	407	143	45	4	13,625	27,840
TIPPERARY COUNTY COUNCIL / COMHAIRLE CONTAE TIOBRAID ÁRANN	36	47	3,373	4,735	9,660	5,107	7,337	3,757	1,145	436	146	21	35,800	75,200
*WATERFORD / PORT LÁIRGE	46	46	3,038	4,121	7,052	3,892	5,330	2,397	850	325	110	6	27,213	54,738
WESTMEATH / AN IARMHÍ	20	46	1,807	2,758	5,389	2,819	4,244	2,007	630	230	71	13	20,034	39,656
WEXFORD / LOCH GARMAN	50	47	4,014	5,497	9,051	4,712	7,073	3,401	1,031	422	126	8	35,432	71,560
WICKLOW / CILL MHANTÁIN	96	112	2,454	4,017	7,442	4,293	6,353	3,047	1,175	572	266	37	29,864	65,876
TOTAL / IOMLÁN	1,602	2,826	92,666	140,173	255,331	147,940	205,436	98,721	35,188	14,375	5,512	718	1,000,488	2,026,977

* City and County / * Cathrach agus Contae

** City and County including Dun Laoghaire-Rathdown County Council and Fingal County Council / Cathrach agus Contae áirítear Comhairle Contae Dhún Laoghaire-Ráth an Dúin agus Comhairle Contae Fhine Gall

Table 6. Number of Goods Vehicles by Unladen Weight in each Licensing Authority Area.
 Tábla 6. An Líon Feithiclí Earraí de réir Meáchain gan ualach i ngach Ceantar Udaráis Cheadúnaithe.

Licensing Authority / Údarás Ceadúnaithe	Unladen Weight Expressed in Kilograms / Méachan gan Ualach (Cileagram)														TOTAL / IOMLÁN
	Electric / Leictreach:		Up to 813	814 - 1016	1017 - 1270	1271 - 1524	1525 - 2032	2033 - 4064	4065 - 8128	8129 - 9144	9145 - 10160	10161 - 11176	11177 - 12192	12193 and over/agus níos mó	
	Up to/Go dtí 1270	Exc./Os C. 1270													
CARLOW / CEATHARLACH	0	1	35	17	690	1,161	2,228	1,391	132	42	23	43	74	285	6,122
CAVAN / AN CABHÁN	0	0	27	27	1,103	1,611	2,856	1,329	158	43	41	87	125	227	7,634
CLARE / AN CLÁR	3	2	134	30	1,081	1,573	4,120	1,794	215	52	33	37	53	234	9,361
*CORK / CORCAIGH	0	7	266	167	4,367	7,252	17,890	7,344	1,138	253	212	224	398	1,702	41,220
DONEGAL / DÚN NA nGALL	0	1	85	131	2,734	2,432	5,755	2,177	313	82	72	119	181	388	14,470
**DUBLIN / BAILE ÁTHA CLIATH	1	39	266	98	5,026	15,153	24,752	14,901	1,969	627	580	600	622	1,987	66,621
*GALWAY / GAILLIMH	0	3	73	59	2,445	3,781	8,819	3,808	531	142	98	147	153	697	20,756
KERRY / CIARRAÍ	0	0	21	39	1,443	2,201	5,165	2,337	279	56	51	51	73	352	12,068
KILDARE / CILL DARA	0	1	96	39	1,453	2,504	5,886	3,710	458	134	101	161	186	603	15,332
KILKENNY / CILL CHAINNIGH	1	1	21	21	733	1,433	3,105	1,810	199	67	40	59	121	460	8,071
LAOIS / LAOIS	1	1	9	5	455	886	1,908	1,938	186	68	45	48	77	323	5,950
LEITRIM / LIATROIM	0	0	21	15	506	693	1,389	497	57	13	15	17	19	68	3,310
*LIMERICK / LUIMNEACH	0	1	45	42	1,168	2,199	5,076	3,505	577	253	110	122	117	738	13,953
LONGFORD / AN LONGFORT	0	0	8	7	403	742	1,408	804	115	35	26	22	44	190	3,804
LOUTH / LÚ	0	1	42	18	796	1,597	2,846	1,772	279	96	93	113	151	279	8,083
MAYO / MAIGH EO	0	3	54	48	1,856	2,595	4,762	2,722	261	62	59	60	105	353	12,940
MEATH / AN MHÍ	0	0	39	30	1,363	2,403	5,466	3,229	397	109	85	158	344	759	14,382
MONAGHAN / MUINEACHÁN	0	0	10	23	795	1,482	2,615	1,375	142	79	69	192	222	523	7,527
OFFALY / ÚIBH FHAILÍ	0	2	29	21	756	1,077	2,638	1,356	140	42	30	34	55	194	6,374
ROSCOMMON / ROS COMÁIN	0	0	49	20	855	1,135	2,645	1,152	119	47	31	45	62	164	6,324
SLIGO / SLIGEACH	0	0	44	17	725	1,112	2,353	1,023	178	42	32	17	26	133	5,702
TIPPERARY COUNTY COUNCIL / COMHAIRLE CONTAE TIOBRAID ÁRANN	1	2	57	34	1,300	2,163	5,617	3,099	398	83	70	81	136	707	13,748
*WATERFORD / PORT LÁIRGE	0	2	33	21	839	1,438	3,304	1,637	168	40	33	30	63	197	7,805
WESTMEATH / AN IARMHÍ	0	0	73	14	700	1,650	3,227	1,615	214	63	48	38	50	143	7,835
WEXFORD / LOCH GARMAN	0	1	67	40	1,380	2,158	5,533	2,690	339	99	61	142	548	608	13,666
WICKLOW / CILL MHANTÁIN	0	3	12	26	660	1,245	3,336	3,294	211	40	37	41	97	199	9,201
TOTAL / IOMLÁN	7	71	1,616	1,009	35,632	63,676	134,699	72,309	9,173	2,669	2,095	2,688	4,102	12,513	342,259

* City and County / * Cathrach agus Contae

** City and County including Dun

Laoghaire-Rathdown County Council

Table 7. Number of Tractors by Taxation Class in each Licensing Authority Area.
Tábla 7. An Líon Tarracóirí de réir Aicme Cánachais i ngach Ceantar Údaráis Cheadúnaithe.

Licensing Authority/ Údarás Ceadúnaithe	Tractors / Tarracóirí		TOTAL / IOMLÁN
	Agricultural /Taimhaíocht	General Haulage / Iompar Ginearálta	
CARLOW / CEATHARLACH	1,755	15	1,770
CAVAN / AN CABHÁN	2,852	7	2,859
CLARE / AN CLÁR	3,214	16	3,230
*CORK / CORCAIGH	10,161	142	10,303
DONEGAL / DÚN NA nGALL	3,554	12	3,566
**DUBLIN / BAILE ÁTHA CLIATH	1,308	38	1,346
*GALWAY / GAILLIMH	5,594	75	5,669
KERRY / CIARRAÍ	4,022	61	4,083
KILDARE / CILL DARA	2,188	38	2,226
KILKENNY / CILL CHAINNIGH	3,470	43	3,513
LAOIS / LAOIS	2,779	23	2,802
LEITRIM / LIATROIM	1,043	4	1,047
*LIMERICK / LUIMNEACH	3,483	49	3,532
LONGFORD / AN LONGFORT	1,346	3	1,349
LOUTH / LÚ	1,123	22	1,145
MAYO / MAIGH EO	5,070	72	5,142
MEATH / AN MHÍ	2,762	6	2,768
MONAGHAN / MUINEACHÁN	1,929	4	1,933
OFFALY / UÍBH FHAILÍ	2,504	7	2,511
ROSCOMMON / ROS COMÁIN	2,600	10	2,610
SLIGO / SLIGEACH	1,685	46	1,731
TIPPERARY COUNTY COUNCIL / COMHAIRLE CONTAE TIOBRAID ÁRANN	5,353	42	5,395
*WATERFORD / PORT LÁIRGE	2,143	31	2,174
WESTMEATH / AN IARMHÍ	2,253	26	2,279
WEXFORD / LOCH GARMAN	4,024	25	4,049
WICKLOW / CILL MHANTÁIN	1,656	7	1,663
TOTAL / IOMLÁN	79,871	824	80,695

*City & County/Cathrach & Contae

** City and County including Dun Laoghaire-Rathdown County Council and Fingal County Council /
 Cathrach agus Contae áirítear Comhairle Contae Dhún Laoghaire-Ráth an Dúin agus Comhairle
 Contae Fhine Gall

Table 7a. Number of Motor Cycles by Engine Capacity in each Licensing Authority Area.
Tábla 7a. An Líon Gluaisrothair de réir Toilleadh Innill i ngach Ceantar Údaráis Cheadúnaithe.

Licensing Authority / Údarás Cheadúnaithe	Motor Cycles / Gluaisrothair				
	Up to/Go dtí 75 c.c.	76 c.c. up to / go dtí 150 c.c.	151 c.c. up to / go dtí 250 c.c.	Over /Os cionn 250 c.c.	TOTAL / IOMLÁN
CARLOW / CEATHARLACH	17	55	16	449	537
CAVAN / AN CABHÁN	26	49	12	298	385
CLARE / AN CLÁR	28	74	38	768	908
*CORK / CORCAIGH	209	501	203	4,240	5,153
DONEGAL / DÚN NA nGALL	38	82	23	597	740
**DUBLIN / BAILE ÁTHA CLIATH	1,058	1,805	633	8,552	12,048
*GALWAY / GAILLIMH	51	112	61	1,161	1,385
KERRY / CIARRAÍ	65	121	32	828	1,046
KILDARE / CILL DARA	50	128	89	1,755	2,022
KILKENNY / CILL CHAINNIGH	30	62	30	725	847
LAOIS / LAOIS	14	31	13	445	503
LEITRIM / LIATROIM	7	24	3	127	161
*LIMERICK / LUIMNEACH	65	143	53	1,155	1,416
LONGFORD / AN LONGFORT	6	22	25	177	230
LOUTH / LÚ	45	75	23	654	797
MAYO / MAIGH EO	28	62	20	470	580
MEATH / AN MHÍ	43	91	46	1,350	1,530
MONAGHAN / MUINEACHÁN	14	25	6	247	292
OFFALY / UÍBH FHAILÍ	28	65	21	534	648
ROSCOMMON / ROS COMÁIN	4	35	13	236	288
SLIGO / SLIGEACH	29	54	13	301	397
TIPPERARY COUNTY COUNCIL / COMHAIRLE CONTAE TIOBRAID ÁRANN	48	111	35	1,171	1,365
*WATERFORD / PORT LÁIRGE	49	134	56	988	1,227
WESTMEATH / AN IARMHÍ	29	49	24	495	597
WEXFORD / LOCH GARMAN	55	145	50	1,178	1,428
WICKLOW / CILL MHANTÁIN	44	98	56	1,295	1,493
TOTAL /IOMLÁN	2,080	4,153	1,594	30,196	38,023

* City & County/Cathrach & Contae

** City and County including Dun Laoghaire-Rathdown County Council and Fingal County Council / Cathrach agus Contae áirítear Comhairle Contae Dhún Laoghaire-Ráth an Dúin agus Comhairle Contae Fhine Gall

Table 8. Number of Exempt, Public Service and Other Vehicles in each Licensing Authority Area.
Tábla 8. An Líon Feithiclí Díolmhaithe, Seirbhíse Poiblí agus Eile i ngach Ceantar Udaráis Cheadúnaithe.

Licensing Authority / Udarás Ceadúnaithe	⁽¹⁾ Exempt Vehicles / Feithiclí Díolmhaithe	Public Service Vehicles / Feithiclí I Seirbhíse Poiblí					⁽²⁾ Other Classes / Aicmí Eile	GRAND TOTAL (All Classes) IOMLÁN AR FAD (Gach aicme)
		Small /Beag			Large / Mór	Total / Iomlán		
		Taxi / Tacsáí	Hackney / Heacnaí	Limousine / Limousine				
CARLOW / CEATHARLACH	284	115	45	12	124	296	1,615	37,904
CAVAN / AN CABHÁN	398	99	48	4	185	336	1,504	43,315
CLARE / AN CLÁR	796	174	118	80	212	584	2,520	72,114
*CORK / CORCAIGH	3,704	1363	350	157	852	2,722	10,254	321,053
DONEGAL / DÚN NA nGALL	972	184	192	33	588	997	4,332	87,705
**DUBLIN / BAILE ÁTHA CLIATH	10,103	10831	79	434	2,783	14,127	8,319	637,297
*GALWAY / GAILLIMH	2,008	708	143	96	531	1,478	5,270	145,837
KERRY / CIARRAÍ	853	226	110	127	486	949	4,057	91,382
KILDARE / CILL DARA	920	652	108	96	465	1,321	2,932	122,885
KILKENNY / CILL CHAINNIGH	535	185	38	7	313	543	2,065	58,133
LAOIS / LAOIS	358	154	31	12	183	380	1,450	44,183
LEITRIM / LIATROIM	259	43	24	4	94	165	984	19,666
*LIMERICK / LUIMNEACH	1,143	497	86	94	306	983	3,445	110,934
LONGFORD / AN LONGFORT	236	63	17	5	98	183	996	23,265
LOUTH / LÚ	733	465	52	45	211	773	1,212	62,622
MAYO / MAIGH EO	1,178	139	117	44	301	601	2,304	79,286
MEATH / AN MHÍ	807	827	62	83	340	1,312	2,394	105,193
MONAGHAN / MUINEACHÁN	316	21	55	12	213	301	1,200	36,159
OFFALY / UÍBH FHAILÍ	318	72	77	12	193	354	2,083	44,759
ROSCOMMON / ROS COMÁIN	477	53	68	11	114	246	1,908	43,530
SLIGO / SLIGEACH	487	139	17	15	115	286	1,567	38,010
TIPPERARY COUNTY COUNCIL / COMHAIRLE CONTAE TIOBRAID ÁRANN	992	33	174	50	352	609	3,413	100,722
*WATERFORD / PORT LÁIRGE	588	215	43	41	132	431	1,983	68,946
WESTMEATH / AN IARMHÍ	335	229	17	17	125	388	1,519	52,609
WEXFORD / LOCH GARMAN	689	157	76	32	301	566	3,583	95,541
WICKLOW / CILL MHANTÁIN	623	248	57	56	224	585	2,467	81,908
TOTAL / IOMLÁN	30,112	17,892	2,204	1,579	9,841	31,516	75,376	2,624,958

* City and County / * Cathrach agus Contae

** City and County including Dun Laoghaire-Rathdown County Council and Fingal County Council / Cathrach agus Contae áirítear Comhairle Contae Dhún Laoghaire-Ráth an Dúin agus Comhairle Contae Fhine Gall

(1) Includes Government Owned, Diplomatic, Special (Invalid), Fire Brigade Vehicles, Ambulances, and Rescue Services Vehicles /
 Áirítear Feithiclí Rialtais, Taidhleoireachta, Speisialta (Easlán), Feithiclí na mBriogád Dóiteáin, Otharcharranna agus Feithiclí Seirbhísí Tarrthála

(2) Includes School Buses, Mobile Machines, Excavators, Dumpers, Hearses, Vintage/Veteran Cars, Motor Caravans and Island Vehicles /
 Áirítear Busanna Scoile, Meaisíní Soghluaiسته, Tochtóirí, Dumpálaithe, Eileatraim, Feithiclí Seanré, Mótarcharbháin agus Feithiclí Oileán

Table 9. Number of Private Cars by Make.

Tábla 9. An Líon Carranna Príobháideacha de réir Déanamh.

MAKE / DÉANAMH	VEHICLES / FEITHICLÍ	MAKE / DÉANAMH	VEHICLES / FEITHICLÍ
ALFA ROMEO	3,381	LEYLAND	37
ASTON MARTIN	60	LOTUS	34
AUDI	90,666	MASERATI	103
AUSTIN	182	MAZDA	41,341
AUSTIN ROVER	2	MERCEDES BENZ	54,748
BEDFORD	3	MG	322
BENTLEY	101	MINI	12,511
BMW	81,270	MITSUBISHI	18,202
CADILLAC	16	MORGAN	13
CHEVROLET	8,688	NISSAN	150,016
CHRYSLER	1,255	OPEL	121,324
CITROEN	38,698	PERODUA	111
DACIA	11,542	PEUGEOT	80,600
DAF	5	PORSCHE	974
DAIHATSU	2,873	PROTON	16
DODGE	247	RENAULT	100,192
FERRARI	34	ROLLS ROYCE	8
FIAT	26,255	ROVER	2,548
FORD	238,204	SAAB	7,879
HOLDEN	14	SEAT	35,981
HONDA	44,722	SKODA	74,246
HYUNDAI	88,909	SMART	535
ISUZU	95	SSANGYONG	937
IVECO	18	SUBARU	4,141
JAGUAR	5,062	SUZUKI	25,241
JEEP	340	TATA	3
KIA	43,493	TOYOTA	287,425
KUBOTA	68	VAUXHALL	26,194
LAMBORGHINI	2	VOLKSWAGEN	248,166
LANCIA	23	VOLVO	27,626
LANDROVER	9,921	OTHER MAKES / DÉANAMH EILE	233
LDV/DAF	3	MAKE UNSPECIFIED / DEANAMH	215
LEXUS	8,903	NEAMHSHRONAITHE	
		Total / Iomlán	2,026,977

Table 9a. Number of Private Cars by Make in each Licensing Authority Area.

Tábla 9a. An Líon Carranna Príobháideacha de réir Déanaimh i ngach Ceantar Údaráis Cheadúnaithe.

Licensing Authority / Údarás Cheadúnaithe	MAKE / DÉANAMH												
	ALFA ROMEO	AUDI	BMW	CHEVROLET	CHRYSLER	CITROEN	DACIA	DAIHATSU	FIAT	FORD	HONDA	HYUNDAI	JAGUAR
CARLOW / CEATHARLACH	24	1,348	837	136	19	625	298	26	395	3,147	474	1,362	53
CAVAN / AN CABHÁN	25	1,462	872	165	10	488	123	28	255	3,741	425	1,157	43
CLARE / AN CLÁR	73	2,324	1,603	175	39	1,406	344	100	471	8,028	914	2,033	107
*CORK / CORCAIGH	397	10,131	9,425	668	111	3,852	1,578	368	3,586	34,814	4,883	9,888	484
DONEGAL / DÚN NA NGALL	46	2,354	1,689	162	27	1,079	317	101	518	6,397	1,180	2,163	68
**DUBLIN / BAILE ÁTHA CLIATH	1,442	24,588	28,990	2,517	462	8,497	2,310	841	9,254	57,739	15,512	25,330	2,059
*GALWAY / GAILLIMH	100	5,607	4,270	408	75	2,356	539	105	771	13,601	2,253	4,563	292
KERRY / CIARRAÍ	59	2,475	2,064	309	23	1,422	285	100	658	9,087	1,285	2,783	93
KILDARE / CILL DARA	187	4,420	4,430	335	43	2,552	733	103	1,169	10,461	2,093	5,098	243
KILKENNY / CILL CHAINNIGH	48	1,886	1,423	222	17	850	167	57	353	4,785	856	2,521	77
LAOIS / LAOIS	31	1,439	943	122	24	631	236	37	337	4,332	933	1,223	54
LEITRIM / LIATROIM	20	665	305	47	8	270	73	7	163	1,219	191	507	26
*LIMERICK / LUIMNEACH	114	3,525	3,233	395	44	1,279	579	114	813	12,727	1,506	3,855	181
LONGFORD / AN LONGFORT	18	1,030	489	53	10	297	50	39	172	1,415	280	989	28
LOUTH / LÚ	63	1,918	1,801	246	27	1,055	325	65	503	5,428	873	2,005	120
MAYO / MAIGH EO	31	2,969	1,618	198	21	1,189	312	55	431	8,037	1,007	1,941	89
MEATH / AN MHÍ	132	3,674	3,245	404	43	1,820	592	87	1,085	8,434	1,661	3,790	197
MONAGHAN / MUINEACHÁN	16	1,127	796	72	19	360	54	33	209	2,343	313	1,109	43
OFFALY / ÚÍBH FHAILÍ	35	1,458	1,011	116	13	1,076	287	36	253	3,368	485	1,394	45
ROSCOMMON / ROS COMÁIN	31	1,373	804	105	15	454	152	27	258	3,420	443	1,036	49
SLIGO / SLIGEACH	30	1,419	823	83	11	503	119	38	228	2,997	456	1,109	35
TIPPERARY COUNTY COUNCIL / COMHAIRLE CONTAE TIOBRAID ÁRANN	69	3,116	2,474	289	33	1,519	386	130	687	9,086	1,531	2,782	129
*WATERFORD / PORT LÁIRGE	99	2,321	1,751	486	23	1,042	520	91	824	5,599	1,081	2,121	87
WESTMEATH / AN IARMHÍ	47	2,150	1,509	214	17	1,002	305	79	490	3,590	759	2,013	72
WEXFORD / LOCH GARMAN	84	3,043	2,263	346	41	1,983	443	97	973	8,007	1,657	3,062	159
WICKLOW / CILL MHANTÁIN	160	2,844	2,602	415	80	1,091	415	109	1,399	6,402	1,671	3,075	229
TOTAL / IOMLÁN	3,381	90,666	81,270	8,688	1,255	38,698	11,542	2,873	26,255	238,204	44,722	88,909	5,062

* City and County / * Cathrach agus Contae

** City and County including Dun Laoghaire-Rathdown County Council and Fingal County Council / Cathrach agus Contae áirítear Comhairle Contae Dhún Laoghaire-Ráth an Dúin agus Comhairle Contae Fhine Gall

Table 9a. (continued) Number of Private Cars by Make in each Licensing Authority Area.

Tábla 9a. (ar lean) An Líon Carranna Príobháideacha de réir Déanaimh i ngach Ceantar Údaráis Cheadúnaithe.

Licensing Authority / Údarás Ceadúnaithe	MAKE / DÉANAMH														
	KIA	LANDROVER	LEXUS	MAZDA	MERCEDES BENZ	MG	MINI	MITSUBISHI	NISSAN	OPEL	PEUGEOT	PORSCHE	RENAULT	ROVER	SAAB
CARLOW / CEATHARLACH	471	111	56	775	743	3	110	252	1,828	1,626	1,402	2	1,500	50	76
CAVAN / AN CABHÁN	388	84	73	497	704	3	112	271	2,369	1,729	959		1,321	43	68
CLARE / AN CLÁR	1,322	190	193	1,673	1,020	11	232	446	4,822	2,193	1,986	8	2,206	75	176
*CORK / CORCAIGH	6,049	909	1,158	5,622	5,171	35	1,597	1,519	13,262	16,737	7,385	65	13,479	245	934
DONEGAL / DÚN NA NGALL	2,428	306	161	854	742	14	267	539	2,911	4,086	2,696	8	2,400	104	159
**DUBLIN / BAILE ÁTHA CLIATH	9,066	3,352	3,824	10,691	21,426	90	4,571	5,384	45,215	30,017	19,020	611	25,011	592	2,737
*GALWAY / GAILLIMH	1,783	464	526	1,796	2,431	21	511	897	7,626	6,650	3,643	19	3,711	148	364
KERRY / CIARRAÍ	1,283	330	214	1,516	1,396	7	295	570	5,348	4,125	2,974	17	3,213	70	176
KILDARE / CILL DARA	3,095	565	377	1,830	2,822	16	723	904	6,931	5,459	3,909	40	6,554	103	333
KILKENNY / CILL CHAINNIGH	1,192	174	126	658	950	4	200	609	3,329	2,251	2,212	9	1,851	49	160
LAOIS / LAOIS	1,179	84	77	522	774	6	165	222	2,439	1,813	1,235	3	1,717	45	89
LEITRIM / LIATROIM	190	34	27	131	209	3	63	114	891	1,456	480	2	479	26	60
*LIMERICK / LUIMNEACH	1,645	285	242	1,675	1,989	11	459	533	6,458	5,848	3,355	29	3,994	95	310
LONGFORD / AN LONGFORT	186	47	41	206	340	1	56	191	1,040	736	572	4	488	19	51
LOUTH / LÚ	1,519	200	152	1,065	1,243	9	234	320	3,283	2,458	2,745	20	3,376	56	123
MAYO / MAIGH EO	852	154	167	609	971	10	177	561	3,424	3,444	2,031	3	1,258	87	124
MEATH / AN MHÍ	1,862	442	298	1,798	2,640	16	474	690	5,927	3,662	3,708	30	5,829	112	291
MONAGHAN / MUINEACHÁN	242	88	52	486	581	1	120	183	1,185	2,294	1,343	7	782	14	111
OFFALY / UÍBH FHAILÍ	843	107	93	847	723	3	156	385	2,601	1,698	1,609	2	1,714	47	78
ROSCOMMON / ROS COMÁIN	489	81	77	261	495	5	118	265	2,966	2,862	885		1,368	30	73
SLIGO / SLIGEACH	414	80	59	397	420	6	156	256	1,839	1,939	1,102	3	811	51	79
TIPPERARY COUNTY COUNCIL / COMHAIRLE CONTAE TIOBRAID ÁRANN	1,836	305	191	1,508	1,670	9	331	615	5,904	4,316	3,946	9	3,434	121	233
*WATERFORD / PORT LÁIRGE	1,056	244	150	1,593	1,189	11	334	578	4,623	4,210	2,804	11	3,226	57	275
WESTMEATH / AN IARMHÍ	1,110	130	108	601	792	3	191	396	2,677	2,054	1,494	7	2,626	46	161
WEXFORD / LOCH GARMAN	1,472	426	165	2,306	1,355	11	350	779	5,410	4,202	4,216	14	5,019	133	290
WICKLOW / CILL MHANTÁIN	1,521	729	296	1,424	1,952	13	509	723	5,708	3,459	2,889	51	2,825	130	348
TOTAL / IOMLÁN	43,493	9,921	8,903	41,341	54,748	322	12,511	18,202	150,016	121,324	80,600	974	100,192	2,548	7,879

* City and County / * Cathrach agus Contae

Table 9a. (continued) Number of Private Cars by Make in each Licensing Authority Area.

Tábla 9a. (ar lean) An Líon Carranna Príobháideacha de réir Déanaimh i ngach Ceantar Údaráis Cheadúnaithe.

Licensing Authority / Údarás Cheadúnaithe													TOTAL / IOMLÁN
	SEAT	SKODA	SMART	SSANGYONG	SUBARU	SUZUKI	TOYOTA	VAUXHALL	VOLKSWAGEN	VOLVO	OTHER MAKES / DÉANAMH EILE	MAKE UNSPECIFIED / DÉANAMH NEAMHSHONRAITHE	
CARLOW / CEATHARLACH	515	1,079	6	7	59	323	3,057	329	3,761	384	9	2	27,280
CAVAN / AN CABHÁN	664	1,442	6	12	35	252	5,290	709	4,094	255	20	5	30,199
CLARE / AN CLÁR	534	1,367	6	22	86	923	9,606	467	6,851	646	33	4	54,715
*CORK / CORCAIGH	5,268	9,861	63	98	501	3,370	41,663	2,207	26,937	3,183	171	23	247,697
DONEGAL / DÚN NA NGALL	1,220	2,623	9	12	189	1,421	11,943	2,934	7,729	736	27	9	62,628
**DUBLIN / BAILE ÁTHA CLIATH	8,212	16,322	237	218	1,092	5,465	60,004	3,472	58,828	9,016	656	63	524,733
*GALWAY / *GAILLIMH	1,256	4,840	17	37	151	1,020	18,117	1,765	14,627	1,821	81	9	109,271
KERRY / CIARRAÍ	1,073	3,052	7	39	176	973	11,234	863	7,823	856	42	11	68,326
KILDARE / CILL DARA	1,962	3,536	16	55	204	1,204	11,636	949	11,443	1,507	80	12	98,132
KILKENNY / CILL CHAINNIGH	1,157	1,460	9	12	81	618	5,876	427	5,326	532	20	5	42,559
LAOIS / LAOIS	706	1,560	2	25	55	567	3,880	519	4,367	329	17	1	32,740
LEITRIM / LIATROIM	176	785	1	5	19	159	1,793	414	2,600	109	10	3	13,740
*LIMERICK / LUIMNEACH	884	2,439	12	40	112	764	14,970	749	10,004	1,115	72	8	86,462
LONGFORD / AN LONGFORT	187	719	3	7	33	190	2,767	356	3,242	102	12	1	16,467
LOUTH / LÚ	1,098	1,867	12	28	58	533	6,952	1,084	6,552	424	34	5	49,879
MAYO / MAIGH EO	859	2,425	6	36	79	595	10,561	1,536	7,947	686	36	5	56,541
MEATH / AN MHÍ	1,363	3,173	13	42	158	999	10,675	956	10,636	956	79	7	82,000
MONAGHAN / MUINEACHÁN	1,203	842	2	6	37	393	3,112	1,437	3,331	209	29	6	24,590
OFFALY / UÍBH FHAILÍ	612	904	3	12	41	386	5,177	437	4,115	280	20	1	32,471
ROSCOMMON / ROS COMÁIN	1,075	1,813	6	8	50	315	4,866	574	4,499	304	24	1	31,677
SLIGO / SLIGEACH	405	1,530	5	13	70	386	4,723	844	4,095	290	15	1	27,840
TIPPERARY COUNTY COUNCIL / COMHAIRLE CONTAE TIOBRAID ÁRANN	976	2,471	15	43	161	954	12,249	784	9,960	840	81	7	75,200
*WATERFORD / PORT LÁIRGE	1,063	1,985	14	49	117	823	6,909	423	6,115	796	30	8	54,738
WESTMEATH / AN IARMHÍ	730	1,288	6	20	54	344	5,642	602	5,860	443	21	3	39,656
WEXFORD / LOCH GARMAN	1,426	2,422	21	51	179	1,101	7,725	845	8,662	755	60	7	71,560
WICKLOW / CILL MHANTÁIN	1,357	2,441	38	40	344	1,163	6,998	512	8,762	1,052	92	8	65,876
TOTAL / IOMLÁN	35,981	74,246	535	937	4,141	25,241	287,425	26,194	248,166	27,626	1,771	215	2,026,977

* City and County / * Cathrach agus Contae

** City and County including Dun Laoghaire-Rathdown County Council and Fingal County Council / Cathrach agus Contae áirítear Comhairle Contae Dhún Laoghaire-Ráth an Dúin agus Comhairle Contae Fhine Gall

Table 10. Number of Goods Vehicles by Make in each Licensing Authority Area.

Tábla 10. An Líon Feithiclí Earraí de réir Déanamh i ngach Ceantar Údarás Cheadúnaithe.

Licensing Authority / Údarás Cheadúnaithe	MAKE / DÉANAMH																	
	BMW	CHEVROLET	CHRYSLER	CITROEN	DAF	DAIHATSU	FIAT	FORD	HINO	HYUNDAI	ISUZU	IVECO	KIA	LANDROVER	LEYLAND	MAN	MAZDA	MERCEDES BENZ
CARLOW / CEATHARLACH	32	2	15	423	77	12	109	888	56	85	182	59	42	149	3	62	19	208
CAVAN / AN CABHÁN	28	5	5	670	80	24	88	1,126	9	85	299	38	65	139	6	34	7	204
CLARE / AN CLÁR	29	10	12	1,007	107	9	94	1,186	75	174	292	65	59	226	11	72	33	249
*CORK / CORCAIGH	154	70	72	2,403	1,164	62	780	7,063	139	574	1,054	365	209	1,020	36	208	159	1,127
DONEGAL / DÚN NA NGALL	32	5	33	1,682	183	21	173	2,448	35	88	384	87	127	392	17	249	28	269
**DUBLIN / BAILE ÁTHA CLIATH	300	48	110	2,052	1,570	6	1,129	16,125	259	1,426	1,219	971	352	1,993	37	773	56	4,346
*GALWAY / GAILLIMH	110	30	50	1,647	249	24	235	3,307	85	429	634	184	124	469	23	233	41	862
KERRY / CIARRAÍ	22	13	15	1,039	164	36	235	1,950	51	234	315	85	53	254	17	41	38	267
KILDARE / CILL DARA	109	17	28	882	206	8	229	2,405	75	204	507	211	248	582	15	113	32	564
KILKENNY / CILL CHAINNIGH	20	6	8	458	191	14	79	1,174	54	122	342	81	50	202	7	71	21	284
LAOIS / LAOIS	39	6	11	288	135	11	62	1,124	31	70	210	66	67	138	11	71	13	268
LEITRIM / LIATROIM	3	7	5	273	27	13	48	402	12	45	149	7	28	54	2	9	6	72
*LIMERICK / LUIMNEACH	40	15	32	765	309	13	163	2,588	28	269	392	122	81	317	24	234	42	853
LONGFORD / AN LONGFORT	19	4	1	200	69	6	34	547	6	73	83	47	28	65	3	19	4	98
LOUTH / LÚ	34	8	13	499	103	10	94	1,295	26	77	210	111	49	182	4	87	19	389
MAYO / MAIGH EO	40	17	22	1,233	120	21	237	1,974	55	173	364	77	59	219	9	76	29	341
MEATH / AN MHÍ	72	15	28	841	246	14	184	1,919	168	193	473	123	77	397	13	100	38	681
MONAGHAN / MUINEACHÁN	17	5	20	617	49	18	77	993	9	65	276	33	17	170	2	24	19	232
OFFALY / UÍBH FHAILÍ	36	6	18	530	65	9	49	953	33	130	252	106	65	123	13	31	31	254
ROSCOMMON / ROS COMÁIN	26	8	12	438	71	11	78	865	35	105	228	38	42	113	12	25	21	157
SLIGO / SLIGEACH	19	8	7	436	84	14	80	826	6	86	180	29	30	125	5	34	4	185
TIPPERARY COUNTY COUNCIL / COMHAIRLE CONTAE TIOBRAID ÁRANN	32	17	34	751	303	27	164	1,845	61	290	464	109	152	394	12	115	65	596
*WATERFORD / PORT LÁIRGE	36	14	23	532	91	15	166	1,086	12	94	274	68	45	237	5	39	28	294
WESTMEATH / AN IARMHÍ	44	9	18	459	63	18	272	1,259	30	124	218	87	67	130	18	71	21	248
WEXFORD / LOCH GARMAN	56	18	22	847	407	24	334	1,651	89	192	514	264	89	417	11	191	57	749
WICKLOW / CILL MHANTÁIN	48	8	23	282	107	13	194	1,492	51	130	407	108	49	435	10	87	41	332
TOTAL / IOMLÁN	1,397	371	637	21,254	6,240	453	5,387	58,491	1,490	5,537	9,922	3,541	2,274	8,942	326	3,069	872	14,129

* City and County / Cathrach agus Contae

** City and County including Dun Laoghaire-Rathdown County Council and Fingal County Council / Cathrach agus Contae áirítear Comhairle Contae Dhún Laoghaire-Ráth an Dúin agus Comhairle Contae Fhine Gall

Table 10. (continued) Number of Goods Vehicles by Make in each Licensing Authority Area.

Table 10. (ar lean) An Líon Feithicilí Earraí de réir Déanamh i ngach ceantar Údarás Cheadúnaithe.

Licensing Authority / Údarás Cheadúnaithe	MAKE / DÉANAMH																TOTAL /IOMLÁN
	MITSUBISHI	NISSAN	OPEL	PEUGEOT	RENAULT	ROVER	SCANIA	SEAT	SSANGYONG	SUZUKI	TOYOTA	VAUXHALL	VOLKSWAGEN	VOLVO	OTHER MAKES / DÉANAMH EILE	MAKE UNSPECIFIED / DÉANAMH NEAMH- SHRONRAITHE	
CARLOW / CEATHARLACH	371	363	198	327	340	19	140	43	13	22	797	38	796	152	66	14	6,122
CAVAN / AN CABHÁN	393	329	201	509	430	26	248	46	22	20	1,177	69	1,060	157	32	3	7,634
CLARE / AN CLÁR	716	441	132	386	498	39	112	39	11	33	1,709	63	1,266	132	61	13	9,361
*CORK / CORCAIGH	1,976	1,992	1,849	1,853	2,242	159	674	299	100	77	6,745	220	5,059	865	418	33	41,220
DONEGAL / DÚN NA NGALL	774	569	266	1,229	600	61	288	88	11	52	1,938	309	1,668	263	87	14	14,470
**DUBLIN / BAILE ÁTHA CLIATH	2,051	3,552	2,351	2,542	5,483	120	930	154	177	37	5,109	1,059	8,316	757	1,197	14	66,621
*GALWAY / GAILLIMH	1,213	980	546	1,013	908	66	380	79	53	47	2,955	186	2,927	432	216	19	20,756
KERRY / CIARRAÍ	777	617	323	741	845	45	264	76	20	41	1,686	56	1,511	141	83	13	12,068
KILDARE / CILL DARA	772	914	417	620	1,174	63	514	64	39	32	2,026	98	1,589	410	152	13	15,332
KILKENNY / CILL CHAINNIGH	567	499	147	337	428	24	150	54	16	38	1,275	28	1,002	258	57	7	8,071
LAOIS / LAOIS	352	341	152	191	335	20	179	29	9	19	773	42	662	166	52	7	5,950
LEITRIM / LIATROIM	218	133	101	174	141	7	93	18	9	18	556	53	585	17	19	6	3,310
*LIMERICK / LUIMNEACH	716	673	338	531	1,009	67	361	53	26	24	1,878	65	1,405	303	201	16	13,953
LONGFORD / AN LONGFORT	292	167	59	235	178	11	186	25	6	15	579	47	607	55	32	4	3,804
LOUTH / LÚ	293	379	114	655	597	23	218	35	27	19	1,075	74	939	339	83	3	8,083
MAYO / MAIGH EO	719	632	227	817	748	35	284	59	25	19	2,177	139	1,753	140	91	9	12,940
MEATH / AN MHÍ	727	831	241	632	1,205	38	387	74	42	39	2,212	88	1,652	451	171	10	14,382
MONAGHAN / MUINEACHÁN	370	287	122	606	284	18	641	48	10	17	949	104	983	396	44	5	7,527
OFFALY / UÍBH FHAILÍ	433	370	151	352	284	20	153	31	13	23	966	42	694	80	52	6	6,374
ROSCOMMON / ROS COMÁIN	458	366	115	368	272	15	216	41	17	27	1,095	83	884	35	41	6	6,324
SLIGO / SLIGEACH	361	272	153	277	223	18	188	45	11	22	909	53	910	20	77	5	5,702
TIPPERARY COUNTY COUNCIL / COMHAIRLE CONTAE TIOBRAID ÁRANN	991	817	378	644	646	60	257	91	41	43	2,343	99	1,442	308	141	16	13,748
*WATERFORD / PORT LÁIRGE	531	647	225	334	479	25	64	53	56	15	1,103	44	932	161	72	5	7,805
WESTMEATH / AN IARMHÍ	473	384	150	325	582	14	129	36	15	15	1,131	69	960	82	307	7	7,835
WEXFORD / LOCH GARMAN	881	697	487	735	1,025	46	222	75	42	48	1,609	91	1,400	228	137	11	13,666
WICKLOW / CILL MHANTÁIN	748	656	229	330	435	76	147	49	23	13	1,423	62	984	93	108	8	9,201
TOTAL / IOMLÁN	18,173	17,908	9,672	16,763	21,391	1,115	7,425	1,704	834	775	46,195	3,281	41,986	6,441	3,997	267	342,259

* City and County / Cathrach agus Contae

** City and County including Dun Laoghaire-Rathdown County Council and Fingal County Council / Cathrach agus Contae áirítear Comhairle Contae Dhún Laoghaire-Ráth an Dúin agus Comhairle Contae Fhine Gall

Table 11. Number of Tractors by Make in each Licensing Authority Area.
 Tábla 11. An Líon Tarracóiri de réir Déanaimh i ngach Ceantar Údaráis Cheadúnaithe.

Licensing Authority / Údarás Cheadúnaithe	MAKE / DÉANAMH												
	BELARUS	CASE/DAVID BROWN	CLAAS	DEUTZ	FENDT	FIAT	FARMTRAC	FORD	HONDA	INTERNATIONAL	JCB	JOHN DEERE	KUBOTA
CARLOW / CEATHARLACH	0	95	29	89	22	16	0	263	0	39	16	306	5
CAVAN / AN CABHÁN	0	141	15	19	4	60	0	222	0	50	11	226	13
CLARE / AN CLÁR	4	228	63	76	11	104	1	216	1	23	10	409	95
*CORK / CORCAIGH	10	652	147	197	102	257	10	1,851	39	26	53	1,739	60
DONEGAL / DÚN NA NGALL	1	208	13	10	12	192	9	212	1	6	13	226	12
**DUBLIN / BAILE ÁTHA CLIATH	2	95	15	59	50	6	7	53	4	4	27	338	72
*GALWAY / GAILLIMH	7	563	114	251	55	155	12	327	20	32	16	908	45
KERRY / CIARRAÍ	4	419	46	57	11	116	2	396	0	21	24	538	10
KILDARE / CILL DARA	1	203	79	90	38	43	0	210	1	32	19	381	15
KILKENNY / CILL CHAINNIGH	9	332	48	172	54	42	2	359	0	31	25	692	33
LAOIS / LAOIS	4	195	35	44	11	69	1	306	9	64	4	411	12
LEITRIM / LIATROIM	2	57	1	10	2	49	0	53	0	5	3	69	5
*LIMERICK / LUIMNEACH	1	214	58	76	11	46	0	289	28	23	17	806	24
LONGFORD / AN LONGFORT	0	89	14	7	3	70	6	66	1	12	2	227	2
LOUTH / LÚ	1	223	27	11	19	8	0	75	13	14	14	263	4
MAYO / MAIGH EO	5	880	10	83	34	120	16	234	1	55	8	426	57
MEATH / AN MHÍ	1	258	100	80	60	40	3	200	1	42	30	579	11
MONAGHAN / MUINEACHÁN	0	159	30	45	7	24	1	259	0	24	12	152	4
OFFALY / UÍBH FHAILÍ	0	232	36	39	9	165	3	157	1	9	16	341	7
ROSCOMMON / ROS COMÁIN	7	198	58	69	18	137	3	110	0	9	14	180	14
SLIGO / SLIGEACH	1	114	3	33	2	35	4	96	6	12	7	103	7
TIPPERARY COUNTY COUNCIL / COMHAIRLE CONTAE TIOBRAID ÁRANN	4	464	163	114	58	143	2	465	1	30	34	931	42
*WATERFORD / PORT LÁIRGE	5	354	58	125	40	36	1	278	10	10	23	293	13
WESTMEATH / AN IARMHÍ	0	169	80	52	26	88	13	95	16	22	8	262	9
WEXFORD / LOCH GARMAN	8	342	60	118	83	76	0	416	0	39	21	715	19
WICKLOW / CILL MHANTÁIN	7	109	21	105	22	27	0	236	0	21	17	300	6
TOTAL / IOMLÁN	84	6,993	1,323	2,031	764	2,124	96	7,444	153	655	444	11,821	596

* City and County / * Cathrach agus Contae

** City and County including Dun Laoghaire-Rathdown County Council and Fingal County Council / Cathrach agus Contae áirítear Comhairle Contae Dhún Laoghaire-Ráth an Dúin agus Comhairle Contae Fhine Gall

Table 11.(continued) Number of Tractors by Make in each Licensing Authority Area.

Tábla 11. (ar lean) An Líon Tarracóiri de réir Déanaimh i ngach Ceantar Údaráis Cheadúnaithe.

Licensing Authority / Údarás Cheadúnaithe	MAKE / DÉANAMH												
	LAMBORGHINI	LANDINI	LEYLAND	MANITOU	MARSHALL	MASSEY FERGUSON	MCCORMICK	NEW HOLLAND	RENAULT	SAME	STEYR	TUMOSAN	UNIVERSAL
CARLOW / CEATHARLACH	2	25	7	4	1	299	13	268	17	7	4	1	1
CAVAN / AN CABHÁN	28	113	1	0	0	1,311	20	302	10	60	1	2	0
CLARE / AN CLÁR	9	81	10	0	3	993	40	304	107	33	3	8	3
*CORK / CORCAIGH	46	175	5	14	5	1,469	75	2,413	37	33	10	5	5
DONEGAL / DÚN NA NGALL	57	143	2	2	1	1,229	43	662	46	156	3	4	0
**DUBLIN / BAILE ÁTHA CLIATH	4	66	1	3	0	248	15	134	16	7	1	1	5
*GALWAY / GAILLIMH	19	136	0	1	2	1,316	33	605	51	137	12	26	20
KERRY / CIARRAÍ	198	129	3	3	5	831	66	509	40	99	1	6	2
KILDARE / CILL DARA	7	30	7	5	3	453	21	376	29	12	3	4	1
KILKENNY / CILL CHAINNIGH	43	85	15	3	9	514	38	581	32	28	7	0	2
LAOIS / LAOIS	21	58	4	2	1	767	68	346	18	9	1	2	5
LEITRIM / LIATROIM	36	61	1	0	0	385	5	101	12	64	0	2	0
*LIMERICK / LUIMNEACH	11	135	3	2	5	626	23	502	52	29	1	2	3
LONGFORD / AN LONGFORT	2	32	2	0	0	442	7	175	8	21	0	4	0
LOUTH / LÚ	1	25	0	5	0	227	30	99	8	4	0	0	2
MAYO / MAIGH EO	43	495	2	2	0	1,522	38	395	23	83	0	5	3
MEATH / AN MHÍ	9	40	2	3	1	666	87	245	27	56	2	2	2
MONAGHAN / MUINEACHÁN	24	87	4	2	2	512	44	304	79	40	1	0	0
OFFALY / UÍBH FHAILÍ	9	80	1	2	0	548	43	441	16	37	0	12	3
ROSCOMMON / ROS COMÁIN	27	273	2	1	0	539	57	289	43	80	4	8	4
SLIGO / SLIGEACH	39	159	0	0	0	482	22	176	12	105	2	2	1
TIPPERARY COUNTY COUNCIL / COMHAIRLE CONTAE TIOBRAID ÁRANN	32	254	3	6	2	847	84	941	122	64	15	7	2
*WATERFORD / PORT LÁIRGE	8	64	0	4	1	286	26	288	47	8	4	4	0
WESTMEATH / AN IARMHÍ	6	56	1	1	0	658	27	279	16	33	4	8	10
WEXFORD / LOCH GARMAN	12	238	6	6	6	579	76	671	42	47	57	9	0
WICKLOW / CILL MHANTÁIN	3	41	1	10	6	272	15	258	5	11	11	6	0
TOTAL / IOMLÁN	696	3,081	83	81	53	18,021	1,016	11,664	915	1,263	147	130	74

* City and County / * Cathrach agus Contae

** City and County including Dun Laoghaire-Rathdown County Council and Fingal County Council / Cathrach agus Contae áirítear Comhairle Contae Dhún Laoghaire-Ráth an Dúin agus Comhairle Contae

Table 11.(continued) Number of Tractors by Make in each Licensing Authority Area.
Tábla 11. (ar lean) An Líon Tarracóiri de réir Déanaimh i ngach Ceantar Údaráis Cheadúnaithe.

Licensing Authority / Údarás Cheadúnaithe	MAKE / DÉANAMH						TOTAL / IOMLÁN
	URSUS	VALMET	VALTRA	ZETOR	OTHER MAKES / DÉANAMH EILE	MAKE UNSPECIFIED / DÉANAMH NEAMHSHRONRAITHE	
CARLOW / CEATHARLACH	14	24	78	80	23	22	1,770
CAVAN / AN CABHÁN	22	35	62	66	21	44	2,859
CLARE / AN CLÁR	46	11	20	284	13	21	3,230
*CORK / CORCAIGH	25	66	204	331	134	108	10,303
DONEGAL / DÚN NA NGALL	34	8	93	110	18	40	3,566
**DUBLIN / BAILE ÁTHA CLIATH	14	2	9	15	69	4	1,346
*GALWAY / GAILLIMH	87	21	45	552	47	54	5,669
KERRY / CIARRAÍ	55	35	142	227	35	53	4,083
KILDARE / CILL DARA	21	7	14	64	40	17	2,226
KILKENNY / CILL CHAINNIGH	28	35	98	128	30	38	3,513
LAOIS / LAOIS	38	7	11	238	22	19	2,802
LEITRIM / LIATROIM	22	6	21	41	11	23	1,047
*LIMERICK / LUIMNEACH	83	16	67	332	30	17	3,532
LONGFORD / AN LONGFORT	36	10	27	54	6	24	1,349
LOUTH / LÚ	6	4	2	28	21	11	1,145
MAYO / MAIGH EO	133	4	66	330	39	30	5,142
MEATH / AN MHÍ	22	24	30	75	38	32	2,768
MONAGHAN / MUINEACHÁN	22	7	15	49	11	13	1,933
OFFALY / UÍBH FHAILÍ	60	8	13	175	25	23	2,511
ROSCOMMON / ROS COMÁIN	77	15	82	265	7	20	2,610
SLIGO / SLIGEACH	53	2	33	165	48	7	1,731
TIPPERARY COUNTY COUNCIL / COMHAIRLE CONTAE TIOBRAID ÁRANN	83	16	56	333	39	38	5,395
*WATERFORD / PORT LÁIRGE	20	9	28	91	20	20	2,174
WESTMEATH / AN IARMHÍ	57	23	48	163	25	24	2,279
WEXFORD / LOCH GARMAN	84	35	104	78	60	42	4,049
WICKLOW / CILL MHANTÁIN	22	14	18	62	20	17	1,663
TOTAL / IOMLÁN	1,164	444	1,386	4,336	852	761	80,695

* City and County / * Cathrach agus Contae

** City and County including Dun Laoghaire-Rathdown County Council and Fingal County Council / Cathrach agus Contae áirítear

Table 12. Number of Motor Cycles by Make in each Licensing Authority Area.
Tábla 12. An Líon Gluaisrothair de réir Déanaimh i ngach Ceantar Údaráis Cheadúnaithe.

Licensing Authority / Údarás Cheadúnaithe	MAKE / DÉANAMH											
	APRILIA	BMW	DUCATI	GILERA	HARLEY DAVIDSON	HONDA	HYOSUN	KAWASAKI	KEEWAY	KTM	MBK	MOTO-GUZZI
CARLOW / CEATHARLACH	4	38	4	1	32	179	1	46	4	5	1	2
CAVAN / AN CABHÁN	3	30	3	0	14	145	1	29	0	2	1	0
CLARE / AN CLÁR	8	105	20	1	54	284	2	76	2	11	1	4
*CORK / *CORCAIGH	43	697	64	2	280	1,536	5	365	108	74	15	25
DONEGAL / DÚN NA NGALL	4	76	12	0	37	223	4	42	0	7	0	6
*DUBLIN / *BAILE ÁTHA CLIATH	130	1,301	231	59	423	3,481	43	725	51	138	56	26
*GALWAY / *GAILLIMH	14	136	22	0	73	408	7	91	3	19	1	5
KERRY / CIARRAÍ	9	120	7	1	58	339	1	85	4	7	4	6
KILDARE / CILL DARÁ	24	261	36	4	85	572	6	181	6	15	1	4
KILKENNY / CILL CHAINNIGH	4	69	12	0	66	274	2	78	0	12	4	5
LAOIS / LAOIS	10	62	13	1	28	150	0	50	2	2	0	0
LEITRIM / LIATROIM	0	15	3	0	7	62	0	8	0	1	1	0
*LIMERICK / LUIMNEACH	11	128	9	0	100	474	4	106	6	15	1	5
LONGFORD / AN LONGFORT	3	19	3	0	3	93	0	16	0	2	0	1
LOUTH / LÚ	6	88	18	1	40	215	3	54	0	2	3	1
MAYO / MAIGH EO	2	83	10	0	28	181	1	48	0	4	2	0
MEATH / AN MHÍ	27	182	27	1	75	514	5	130	4	12	1	3
MONAGHAN / MUINEACHÁN	2	23	2	0	12	102	2	24	0	2	1	1
OFFALY / UÍBH FHAILÍ	5	67	6	0	39	210	3	50	0	4	1	1
ROSCOMMON / ROS COMÁIN	3	43	2	0	7	111	0	13	0	1	0	0
SLIGO / SLIGEACH	4	43	6	1	19	124	3	27	1	5	1	2
TIPPERARY COUNTY COUNCIL / COMHAIRLE CONTAE TIOBRAID ÁRANN	6	115	6	2	122	417	1	137	2	18	1	7
*WATERFORD / PORT LÁIRGE	11	100	17	1	132	342	1	86	12	18	3	1
WESTMEATH / AN IARMHÍ	4	54	7	1	33	194	0	72	1	4	1	1
WEXFORD / LOCH GARMAN	15	140	23	0	77	468	5	107	10	11	1	0
WICKLOW / CILL MHANTÁIN	24	211	33	1	49	465	4	112	4	28	2	7
TOTAL / IOMLÁN	376	4,206	596	77	1,893	11,563	104	2,758	220	419	103	113

* City and County / * Cathrach agus Contae

** City and County including Dun Laoghaire-Rathdown County Council and Fingal County Council / Cathrach agus Contae áirítear Comhairle Contae Dhún Laoghaire-Ráth an Dúin agus Comhairle Contae Fhine Gall

Table 12. (continued) Number of Motor Cycles by Make in each Licensing Authority Area.
 Tábla 12. (ar lean) An Líon Gluaisrothair de réir Déanamh i ngach Ceantar Údaráis Cheadúnaithe.

Licensing Authority / Údarás Ceadúnaithe	MAKE / DÉANAMH								TOTAL / IOMLÁN
	PEUGEOT	PIAGGIO	SUZUKI	TRIUMPH	VESPA	YAMAHA	OTHER MAKES / DÉANAMH EILE	MAKE UNSPECIFIED / DÉANAMH NEAMHSHRO- NAITHE	
CARLOW / CEATHARLACH	1	6	90	10	5	92	15	1	537
CAVAN / AN CABHÁN	0	2	77	9	2	49	15	3	385
CLARE / AN CLÁR	2	5	137	37	5	120	29	5	908
*CORK / CORCAIGH	25	28	876	129	5	740	91	45	5,153
DONEGAL / DÚN NA NGALL	4	3	133	20	0	132	33	4	740
**DUBLIN / BAILE ÁTHA CLIATH	58	461	1891	260	58	2134	446	76	12,048
*GALWAY / GAILLIMH	4	17	287	39	1	214	37	7	1,385
KERRY / CIARRÁÍ	3	7	193	16	1	155	24	6	1,046
KILDARE / CILL DARA	5	33	364	58	11	287	50	19	2,022
KILKENNY / CILL CHAINNIGH	4	1	123	29	0	135	26	3	847
LAOIS / LAOIS	1	3	79	14	1	79	6	2	503
LEITRIM / LIATROIM	0	2	29	3	0	28	2	0	161
*LIMERICK / LUIMNEACH	3	7	260	29	2	211	31	14	1,416
LONGFORD / AN LONGFORT	0	1	47	3	0	32	6	1	230
LOUTH / LÚ	5	19	155	17	3	142	21	4	797
MAYO / MAIGH EO	1	3	96	9	0	88	22	2	580
MEATH / AN MHÍ	1	9	223	33	2	238	33	10	1,530
MONAGHAN / MUINEACHÁN	3	1	56	6	0	39	16	0	292
OFFALY / UÍBH FHAILÍ	4	0	139	14	1	83	17	4	648
ROSCOMMON / ROS COMÁIN	1	1	44	4	1	50	7	0	288
SLIGO / SLIGEACH	4	2	69	7	0	63	9	7	397
TIPPERARY COUNTY COUNCIL / COMHAIRLE CONTAE TIOBRAID ÁRANN	1	5	234	30	1	225	26	9	1,365
*WATERFORD / PORT LÁIRGE	4	16	214	34	9	161	35	30	1,227
WESTMEATH / AN IARMHÍ	1	5	99	14	0	87	14	5	597
WEXFORD / LOCH GARMAN	6	6	267	26	0	220	31	15	1,428
WICKLOW / CILL MHANTÁIN	2	16	219	43	3	217	38	15	1,493
TOTAL / IOMLÁN	143	659	6,401	893	111	6,021	1,080	287	38,023

* City and County / * Cathrach agus Contae

** City and County including Dun Laoghaire-Rathdown County Council and Fingal County Council / Cathrach agus Contae áirítear Comhairle Contae Dhún Laoghaire-Ráth an Dúin agus Comhairle Contae Fhine Gall

Table 13. Number of Vehicles by Taxation Class and type of Fuel.
 Tábla 13. An Líon Feithiclí de réir Aicme Cánachais agus cineál Breosla.

Taxation Class / Aicme Cánachais	PETROL / PEITREAL	DIESEL / DÍOSAL	PETROL & ELECTRIC / PEITREAL & LEICTREACH	PETROL & ETHANOL / PEITREAL & EATÁNÓL	ELECTRIC/ LEICTREACH	OTHER / EILE	TOTAL / IOMLÁN
Private Cars / Carranna Priobháideacha	1,032,806	969,228	13,439	9,039	1,659	806	2,026,977
Goods Vehicles / Feithiclí Earraí	679	341,426	48	1	78	27	342,259
Agricultural Tractors / Tarracóirí Talmhaíochta	131	79,721	0	0	4	15	79,871
Motorcycles / Gluaisrothair	37,961	31	1	1	28	1	38,023
Small Public Service Vehicles / Feithiclí Seirbhíse Poiblí Beaga	4,138	16,925	584	17	6	5	21,675
Exempt Vehicles / Feithiclí Diolmhaithe	7,071	22,747	219	45	25	5	30,112
Vintage Vehicles / Feithiclí Seanré	20,233	26,879	2	31	2	50	47,197
Motor Caravans / Mótarcharbháin	236	10,335	0	0	0	4	10,575
Large Public Service Vehicles / Feithiclí Seirbhíse Poiblí Móra	11	9,830	0	0	0	0	9,841
Mobile Machines / Meaisíní Soghluaiste	10	5,354	5	0	2	1	5,372
Excavators, Trench Diggers etc. / Tochtóirí, Tochtóirí Trinsí etc.	1	6,017	0	0	0	3	6,021
Small Dumpers & Forklift Truck / Dumpálaithe beaga & Trucail Ardaithe	7	2,699	0	0	18	14	2,738
General Haulage Tractors/Tarracóirí Iompair Ginearálta	202	621	0	0	1	0	824
Schoolbuses / Busanna Scoile	5	752	0	0	0	0	757
Hearses / Eileatrain	565	400	0	0	0	0	965
Youth/Community Buses / Busanna Óige/Pobail	1	845	0	0	0	0	846
Island Vehicles / Feithiclí Oileán	158	717	0	0	2	0	877
Off Road Dumpers / Dumpálaithe den Bhóthar	0	28	0	0	0	0	28
TOTAL / IOMLÁN	1,104,215	1,494,555	14,298	9,134	1,825	931	2,624,958

Figure 3. National Vehicle Fleet by Type of Fuel.
 Figiúr 3. An Flít Feithiclí Náisiúnta de Réir Cineál Breola.

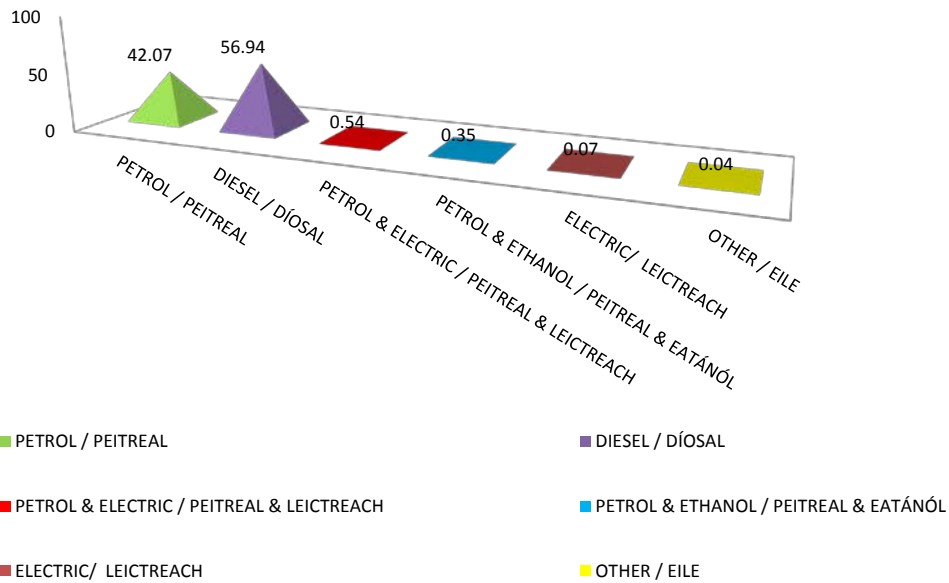


Table 14. Age of Private Cars by Engine Capacity and CO₂ Emissions.

Table 14. Aois Carranna Príobháideacha de réir Toilleadh Innill agus Astaíochta CO₂.

Cubic Centimetres / Ceintiméadair Ciúbacha CO ₂ Emissions/Astaíochta CO ₂			
Year First Licensed / An bhliain ar ceadúnaíodh ar dtús	Engine CC	CO ₂	Total / Iomlán
2016	1,454	134,683	136,137
2015	1,436	119,911	121,347
2014	1,095	98,222	99,317
2013	892	88,040	88,932
2012	1,150	103,107	104,257
2011	1,362	119,320	120,682
2010	1,076	122,447	123,523
2009	1,241	88,537	89,778
2008	57,705	126,221	183,926
2007	173,642		173,642
2006	162,763		162,763
2005	149,628		149,628
2004	122,045		122,045
2003	97,210		97,210
2002	78,093		78,093
2001	56,411		56,411
2000 and earlier years / 2000 agus na blianta roimhe sin	119,286		119,286
TOTAL / IOMLÁN	1,026,489	1,000,488	2,026,977

Figure 4. Age of Private Cars.
Figúir 4. Aois Carranna Príobháideacha

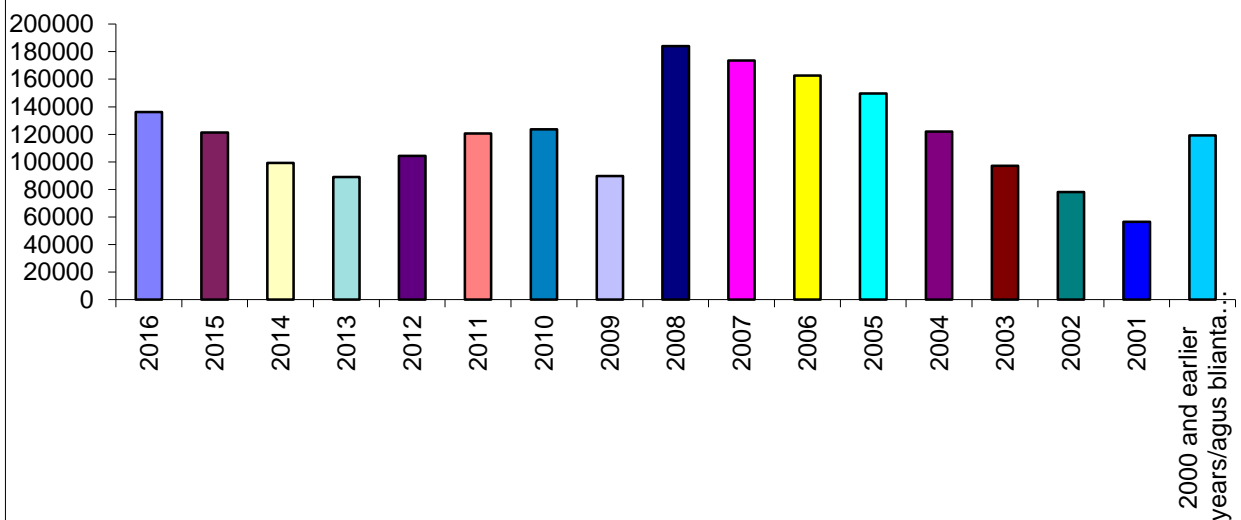
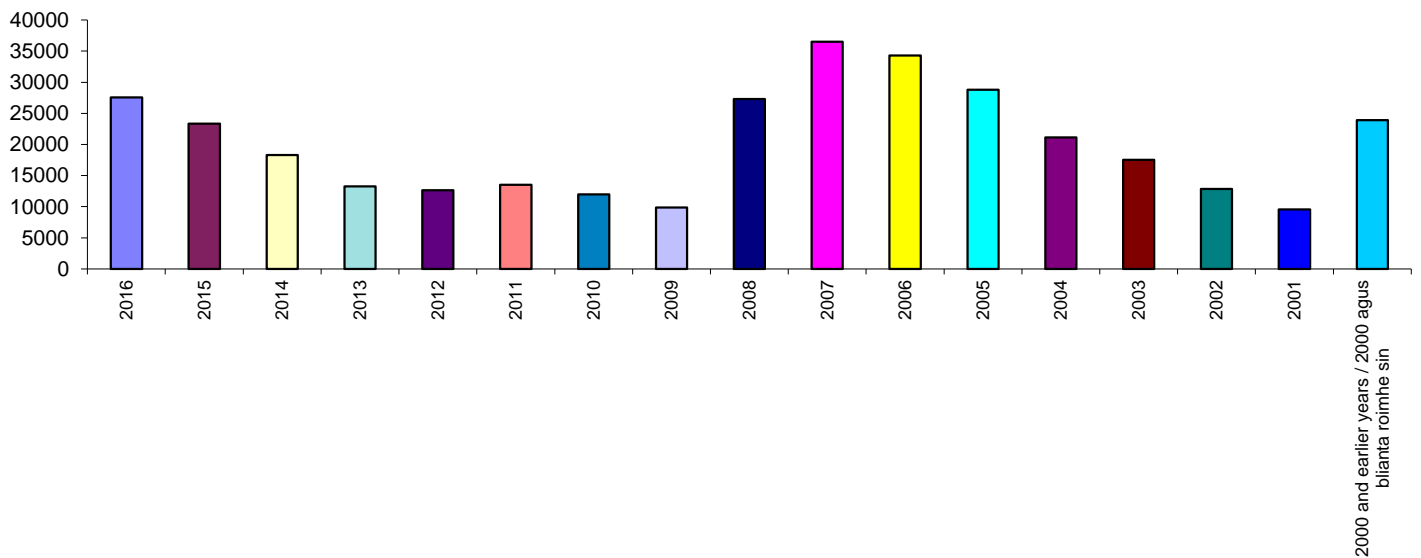


Table 15. Age of Goods Vehicles.
Tábla 15. Aois Feithiclí Earraí.

Year First Licensed / An Chéad Bhliain a Ceadúnaíodh	Number of Vehicles / An Líon Feithiclí
2016	27,554
2015	23,351
2014	18,297
2013	13,246
2012	12,659
2011	13,533
2010	11,964
2009	9,885
2008	27,285
2007	36,519
2006	34,281
2005	28,780
2004	21,130
2003	17,508
2002	12,828
2001	9,552
2000 and earlier years/2000 agus blianta roimhe sin	23,887
TOTAL / IOMLÁN	342,259

Figure 5. Age of Goods Vehicles.
Figúr 5. Aois Feithiclí Earraí.



Section 2 / Cuid 2

New Vehicles First Licensed in 2016 / Feithiclí Nua a Ceadúnú ar dtús i 2016.

Table 16. Number of New Vehicles Licensed in 2016 broken down by Taxation Class.

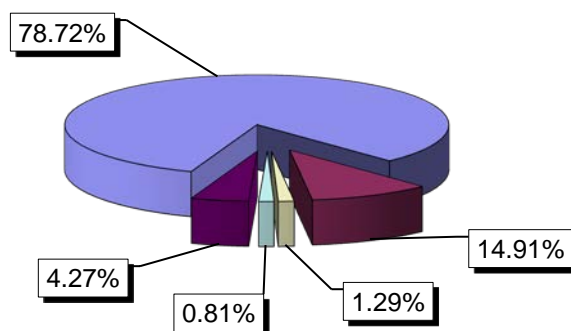
Tabla 16. An Líon Feithiclí Nua a Ceadúnú i 2016 briste síos de réir Aicme Cánachais.

Taxation Class / Aicme Cánachais	Number Licensed in 2016 / An Líon a Ceadúnaíodh i 2016
Private Cars / Carranna Príobháideacha	141,931
Goods Vehicles / Feithiclí Earraí	28,051
Tractors / Tarracóirí	1,934
Motor Cycles / Gluaisrothair	1,546
Exempt Vehicles / Feithiclí Díolmhaithe	6,207
Small Public Service Vehicles / Feithiclí Seirbhíse Poiblí Beaga	500
Large Public Service Vehicles / Feithiclí Seirbhíse Poiblí Móra	457
Mobile Machines, Fork Lift Trucks, Excavators and Trench Diggers etc. / Meaisíní Soghluaiste, Trucail Ardaithe, Tochtóirí, agus Tochtóirí Trinse etc.	444
*Other Classes / *Aicmí Eile	223
TOTAL / IOMLÁN	181,293

*Includes School Buses, Hearses, Dumpers and Combine Harvesters.

* Áirítear leo seo Busanna Scoile, Eileatraim, Dumpálaithe agus Comhbhuaintoirí.

Figure 6. New Vehicles Licensed in 2016 by Taxation Class.
 Figiúr 6. Feithiclí Nua Ceadúnaithe i 2016 de réir Aicme Cánachais.



- Private Cars / Carranna Príobháideacha
- Goods Vehicles / Feithiclí Earraí
- Tractors / Tarracóirí
- Motor Cycles / Gluaisrothair
- Others / Eile

Table 17. New Private Cars by Make Licensed in 2016. / Tabla 17. Carranna Píobháideacha Nua de réir Déanaimh a Ceadúnú I 2016.

MAKE / DÉANAMH	TOTAL / IOMLÁN	MAKE / DÉANAMH	TOTAL / IOMLÁN
Audi	5,841	Nissan	11,503
B.M.W.	5,280	Opel	7,883
Citroen	1,437	Peugeot	4,053
Dacia	4,326	Renault	8,371
Fiat	737	Seat	2,622
Ford	14,092	Skoda	9,067
Honda	1,496	Ssangyong	194
Hyundai	14,630	Subaru	155
Jaguar	541	Suzuki	1,218
Kia	6,425	Toyota	14,728
Landrover	1,276	Volkswagen	15,094
Lexus	584	Volvo	1,921
Mazda	2,911	Other Makes	237
Mercedes Benz	3,622		
Mini	758		
Mitsubishi	929		
		Total / Iomlán	141,931

Table 18. Number of New Vehicles Licensed in 2016 by Taxation Class and Type of Fuel.

Tábla 18. An Líon Feithiclí Nua a Ceadúnú i 2016 de réir Aicme Cánachais agus Cineál Breosla.

TAXATION CLASS / AICME CÁNACHAIS	TYPE OF FUEL / CINEÁL BREOSLA						TOTAL / IOMLÁN
	PETROL / PEITREAL	DIESEL / DÍOSAL	PETROL & ELECTRIC / PEITREAL & LEICTREACH	PETROL & ETHANOL / PEITREAL & EATÁNÓL	ELECTRIC / LEICTREACH	OTHER / EILE	
Private Cars / Carranna Príobháideacha	39,472	99,306	2,474	0	392	287	141,931
Goods Vehicles / Feithiclí Earraí	4	28,035	0	0	10	2	28,051
Exempt Vehicles / Feithiclí Díolmhaithe	1,079	5,035	89	0	3	1	6,207
Motor Cycles / Gluaisrothair	1,539	1	1	0	5	0	1,546
Tractors / Tarracóirí	7	1,927	0	0	0	0	1,934
Mobile Machines, Fork Lift Trucks / Meaisíní Soghluaiste, Trucail Ardaíthe	0	442	0	0	1	1	444
Small Public Service Vehicles / Feithiclí Seirbhíse Poiblí Beaga	21	472	7	0		0	500
Large Public Service Vehicles / Feithiclí Seirbhíse Poiblí Móra	0	457	0	0		0	457
*Other Classes / *Aicmí Eile	6	217	0	0		0	223
Total / Iomlán	42,128	135,892	2,571	0	411	291	181,293

*Includes School Buses, Hearses, Dumpers and Combine Harvesters. / * Áirítear leo seo Busanna Scoile, Eileatrim, Dumpálaithe agus Comhbhuaintoirí.

Table 18a. Number of New Private Cars Licensed in 2016 by Co₂ Emission Band and Type of Fuel.

Tábla 18a. An Líon Feithiclí Nua a Ceadúnú i 2016 de réir Astaíochta Co₂ Banda agus Cineál Breosla.

EMISSION BAND / ASTAÍOCHTA BANDA	TYPE OF FUEL / CINEÁL BREOSLA						TOTAL / IOMLÁN
	PETROL / PEITREAL	DIESEL / DÍOSAL	PETROL & ELECTRIC HYBRID / PEITREAL & LEICTREACH	DIESEL & ELECTRIC HYBRID / DÍOSAL & LEICTREACH	ELECTRIC / LEICTREACH	PETROL OR DIESEL PLUGIN HYBRID ELECTRIC/PEITREAL /DÍOSAL LEICTREACH	
A	25,510	82,420	2,214	3	392	283	110,822
B	12,887	12,577	250	0	0	0	25,714
C	692	2,770	10	0	0	0	3,472
D	209	578	0	1	0	0	788
E	78	592	0	0	0	0	670
F	68	313	0	0	0	0	381
G	26	20	0	0	0	0	46
Not available* Níl ar fáil*	2	36	0	0	0	0	38
Total / Iomlán	39,472	99,306	2,474	4	392	283	141,931

* These vehicles were not registered in VRT Category A and motor tax is charged on basis of engine capacity.

* Níor cláraíodh na feithiclí seo mar VRT Catagóir A agus gearrtar an cáin mótar bunaithe ar toilleadh innill.

Table 19. Number of Vehicles Licensed for the first time 2006 - 2016 by Taxation Class.
Tábla 19. An Líon Feithiclí a Ceadúnú don chéad uair 2006 - 2016 de réir Aicme Cánachais.

Taxation Class / Aicme Cánachais	2006	2007	2008	2009	2010	2011	2012	2013	2014	2015	2016
New Vehicles / Feithiclí Nua											
Private Cars/Carranna Priobháideacha	173,273	180,754	146,470	54,432	84,907	86,932	76,256	71,348	92,361	121,110	141,931
Goods Vehicles / Feithiclí Earraí	43,619	46,043	31,459	10,051	10,510	11,188	10,855	11,024	16,254	22,939	28,051
Tractors / Tarracóirí	3,687	4,442	4,154	1,883	1,359	1,731	1,996	4,403	2,186	1,986	1,934
Motor Cycles/Gluaisrothair	3,206	3,522	3,194	1,879	1,321	1,102	955	878	960	1,244	1,546
Exempt Vehicles/Feithiclí Díolmhaithe	6,169	7,422	6,286	3,690	4,207	4,014	3,930	3,955	4,762	5,234	6,207
Public Service Vehicles / Feithiclí Seirbhíse Poiblí											
Small / Beag	1,033	1,283	893	190	193	195	275	160	237	343	500
Large / Mór	699	673	721	303	113	102	256	218	280	418	457
Excavators, Trench Diggers and Machines or Contrivances / Tochtóirí, Tochtóirí Trinse agus Measíní nó Gléasanna eile	1,327	1,445	906	409	222	294	409	606	399	409	444
Other Classes / Aicmí Eile	714	862	734	288	244	203	161	295	213	167	223
TOTAL / IOMLÁN	233,727	246,446	194,817	73,125	103,076	105,761	95,093	92,887	117,652	153,850	181,293
Imported Used Vehicles / Feithiclí Úsáide Allmhairithe											
Private Cars/Carranna Priobháideacha	54,244	58,719	60,091	49,464	39,103	41,149	38,469	49,762	52,863	47,217	70,138
Goods Vehicles / Feithiclí Earraí	15,228	14,785	13,133	13,761	8,207	5,227	4,731	7,533	9,074	8,352	10,925
Tractors / Tarracóirí	3,601	3,492	3,412	2,845	2,194	2,537	1,781	6,598	2,357	1,787	1,908
Other Classes / Aicmí Eile	9,340	10,554	11,104	10,194	7,838	6,103	4,959	7,263	5,974	5,317	6,632
TOTAL / IOMLÁN	82,413	87,550	87,740	76,264	57,342	55,016	49,940	71,156	70,268	62,673	89,603
TOTAL ALL CLASSES / IOMLÁN AICMÍ AR FAD	316,140	333,996	282,557	149,389	160,418	160,777	145,033	164,043	187,920	216,523	270,896

Table 20. Number of New Vehicles First Licensed 2006 - 2016 in each Licensing Authority Area.

Tábla 20. An Líon Feithiclí Nua a Ceadúnú don chéad uair 2006 - 2016 i ngach Ceantar Údaráis Cheadúnaithe.

Licensing Authority / Údarás Cheadúnaithe	2006	2007	2008	2009	2010	2011	2012	2013	2014	2015	2016
CARLOW / CEATHARLACH	2,919	3,268	2,619	959	1,371	1,357	1,149	1,152	1,461	1,828	2,212
CAVAN / AN CABHÁN	3,241	3,465	2,676	929	1,285	1,315	1,153	1,112	1,405	1,927	2,296
CLARE / AN CLÁR	5,119	5,526	4,470	1,451	2,356	2,377	1,869	1,795	2,431	3,305	3,730
*CORK / CORCAIGH	30,114	31,767	25,026	10,031	14,544	14,385	11,141	10,706	13,794	18,964	22,571
DONEGAL / DÚN NA nGALL	5,446	6,014	4,465	1,828	2,909	2,515	2,193	2,051	2,723	3,643	4,282
**DUBLIN / BAILE ÁTHA CLIATH	72,997	76,716	60,159	24,070	30,997	34,501	34,268	33,668	42,048	54,021	62,870
*GALWAY / GAILLIMH	10,265	10,839	8,403	2,940	4,560	4,571	3,701	3,670	4,493	6,481	7,298
KERRY / CIARRAÍ	5,412	5,651	4,513	1,694	2,705	2,508	2,193	1,953	2,554	3,420	4,218
KILDARE / CILL DARA	10,651	11,130	8,697	2,902	4,152	4,267	3,693	3,767	4,927	6,503	7,807
KILKENNY / CILL CHAINNIGH	4,415	4,996	3,910	1,417	2,072	2,143	1,864	1,825	2,213	2,923	3,495
LAOIS / LAOIS	3,134	3,509	3,034	974	1,408	1,416	1,131	1,192	1,399	1,826	2,193
LEITRIM / LIATROIM	1,182	1,223	940	355	529	542	450	445	521	740	893
*LIMERICK / LUIMNEACH	9,547	10,133	8,577	3,457	4,495	4,873	3,713	3,371	4,496	5,663	6,944
LONGFORD / AN LONGFORT	1,523	1,776	1,381	519	677	723	602	552	655	858	1,031
LOUTH / LÚ	5,647	6,018	4,725	1,818	2,562	2,469	2,067	1,824	2,568	3,393	3,932
MAYO / MAIGH EO	5,962	5,780	4,314	1,586	2,293	2,195	1,961	1,929	2,311	3,085	3,659
MEATH / AN MHÍ	9,456	9,996	7,641	2,553	3,584	3,398	2,933	2,854	3,682	5,006	6,290
MONAGHAN / MUINEACHÁN	2,726	2,705	2,071	719	1,138	1,110	979	947	1,116	1,525	1,838
OFFALY / UÍBH FHAILÍ	3,516	3,751	3,038	952	1,417	1,303	1,223	1,227	1,485	1,939	2,400
ROSCOMMON / ROS COMÁIN	3,533	4,154	3,277	1,449	2,142	2,369	3,203	3,717	4,253	4,877	5,039
SLIGO / SLIGEACH	2,835	2,918	2,359	907	1,280	1,246	1,063	984	1,220	1,572	1,825
TIPPERARY COUNTY COUNCIL / COMHAIRLE CONTAE TIOBRAID ÁRANN	7,493	8,048	6,566	2,276	3,388	3,334	3,003	2,782	3,481	4,407	5,217
*WATERFORD / PORT LÁIRGE	7,241	7,291	6,404	1,925	2,985	3,029	2,801	2,530	3,636	4,457	5,231
WESTMEATH / AN IARMHÍ	4,028	4,201	3,147	1,140	2,041	1,842	1,689	1,729	2,084	2,595	3,771
WEXFORD / LOCH GARMAN	8,927	8,789	7,121	2,481	3,636	3,657	3,031	3,172	4,133	5,379	6,130
WICKLOW / CILL MHANTÁIN	6,398	6,782	5,284	1,793	2,550	2,316	2,020	1,933	2,563	3,513	4,121
TOTAL / IOMLÁN	233,727	246,446	194,817	73,125	103,076	105,761	95,093	92,887	117,652	153,850	181,293

*City and County / Cathrach agus Contae

** City and County including Dun Laoghaire-Rathdown County Council and Fingal County Council / Cathrach agus Contae áirítear Comhairle Contae Dhún Laoghaire-Ráth an Dúin agus Comhairle Contae Fhine Gall

Driving Licences Current on 31st December, 2016 by Type in each Licensing Authority
Ceadúnais Tiomána Reatha amhail an 31ú Nollaig, 2016 de réir cineál i ngach Ceantar Ceadúnaithe

Licensing Authority / Údarás Ceadúnaithe	Learner Permit Licences / Ceadúnais Foghlaimoora	Annual Licences / Ceadúnais Bhliantúla	Triennial Licences / Ceadúnais Trí Bliana	10 Year Licences / Ceadúnais 10 mbliana	Total Number of Driving Licences / An Líon iomlán Ceadúnais Tiomána
County / Contae					
CARLOW / CEATHARLACH	3,704	183	3,247	31,043	38,177
CAVAN / AN CABHÁN	4,313	164	4,321	37,828	46,626
CLARE / AN CLÁR	5,819	317	7,802	64,507	78,445
*CORK / *CORCAIGH	27,805	1,288	31,903	271,308	332,304
DONEGAL / DÚN NA nGALL	7,281	482	9,994	81,284	99,041
*DUBLIN / *BAILE ÁTHA CLIATH	71,083	2,968	64,912	562,276	701,239
*GALWAY / *GAILLIMH	12,204	525	14,519	131,223	158,471
KERRY / CIARRAÍ	7,271	330	10,220	78,166	95,987
KILDARE / CILL DARA	12,531	370	9,473	109,510	131,884
KILKENNY / CILL CHAINNIGH	5,559	355	5,717	48,298	59,929
LAOIS / LAOIS	4,604	265	3,871	37,909	46,649
LEITRIM / LIATROIM	1,587	120	2,231	17,480	21,418
LIMERICK / LUIMNEACH	9,502	581	11,442	97,801	119,326
LONGFORD / AN LONGFORT	2,274	75	2,545	19,776	24,670
LOUTH / LÚ	6,754	291	6,372	59,199	72,616
MAYO / MAIGH EO	6,473	360	9,081	70,066	85,980
MEATH / AN MHÍ	10,074	342	9,257	97,886	117,559
MONAGHAN / MUINEACHÁN	2,925	185	3,622	33,462	40,194
OFFALY / UÍBH FHAILÍ	4,302	273	4,232	39,090	47,897
ROSCOMMON / ROS COMÁIN	3,041	183	4,699	34,403	42,326
SLIGO / SLIGEACH	2,899	263	4,485	34,769	42,416
TIPPERARY / TIOBRAID ÁRANN	9,436	528	10,960	83,514	104,438
WATERFORD / PORT LÁIRGE	6,347	239	7,388	58,687	72,661
WESTMEATH / AN IARMHÍ	5,087	215	4,904	44,955	55,161
WEXFORD / LOCH GARMAN	8,762	766	9,643	76,663	95,834
WICKLOW / CILL MHANTÁIN	8,020	420	8,354	72,486	89,280
TOTAL / IOMLÁN	249,657	12,088	265,194	2,293,589	2,820,528
Change from 31st December 2015 return	9,215	859	11,539	34,846	56,459
Athrú ó aiscur 31ú Nollaig 2015					

* The Road Safety Authority assumed responsibility on the 29th October 2013 as the Licensing Authority for issuing of driving licences. / Ghlac an tÚdarás um Shábháilteacht ar Bhóithre freagrach ar an 29 Deireadh Fómhair 2013 mar an tÚdarás Ceadúnaithe a eisiúint ceadúnais tiomána.